

PORTLAND HOMELESS SHELTERS

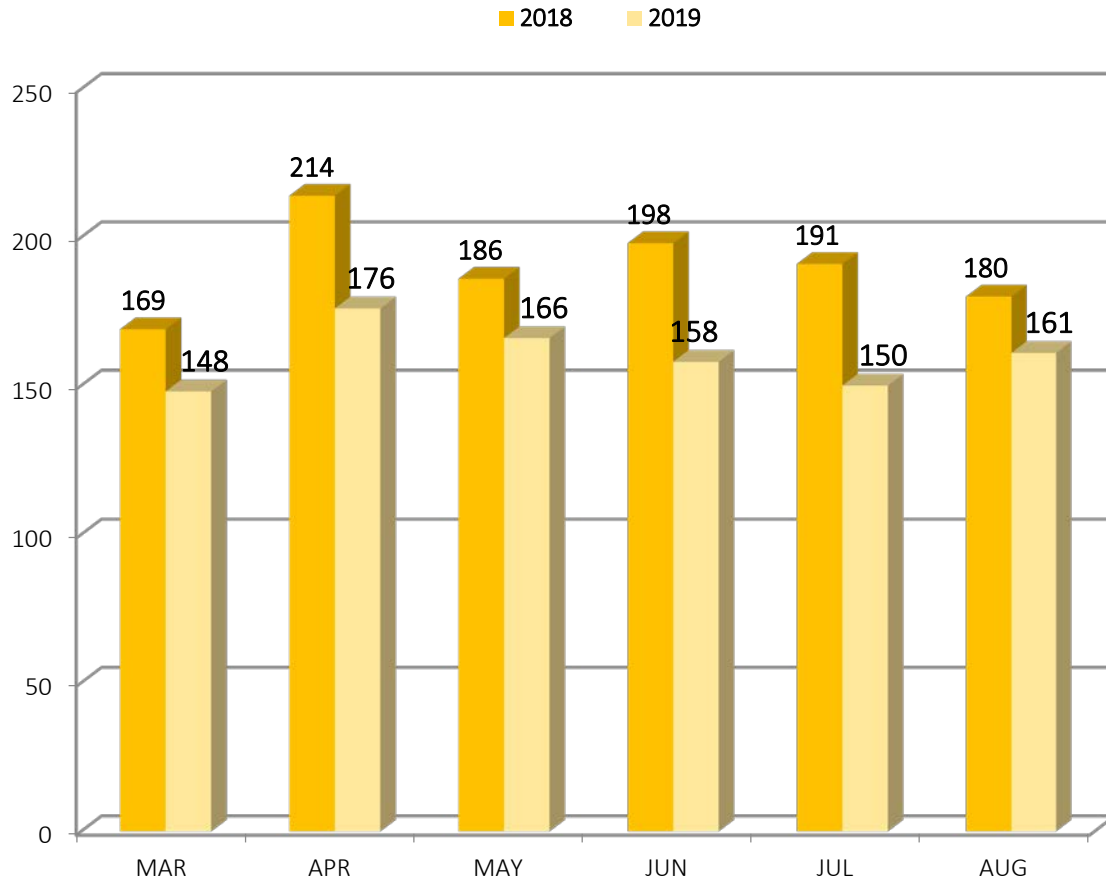
Average Total Number of Individuals Residing in Shelters per Night:

	August 2018	August 2019
ADOLESCENTS	19 Individuals	16 Individuals
FAMILIES	206 Individuals 64 Average Families	189 Individuals 59 Average Families
ADULTS	282 Individuals	252 Individuals
Total	507 Individuals	457 Individuals

OXFORD STREET SHELTER AUGUST 2019 Intakes by Residency

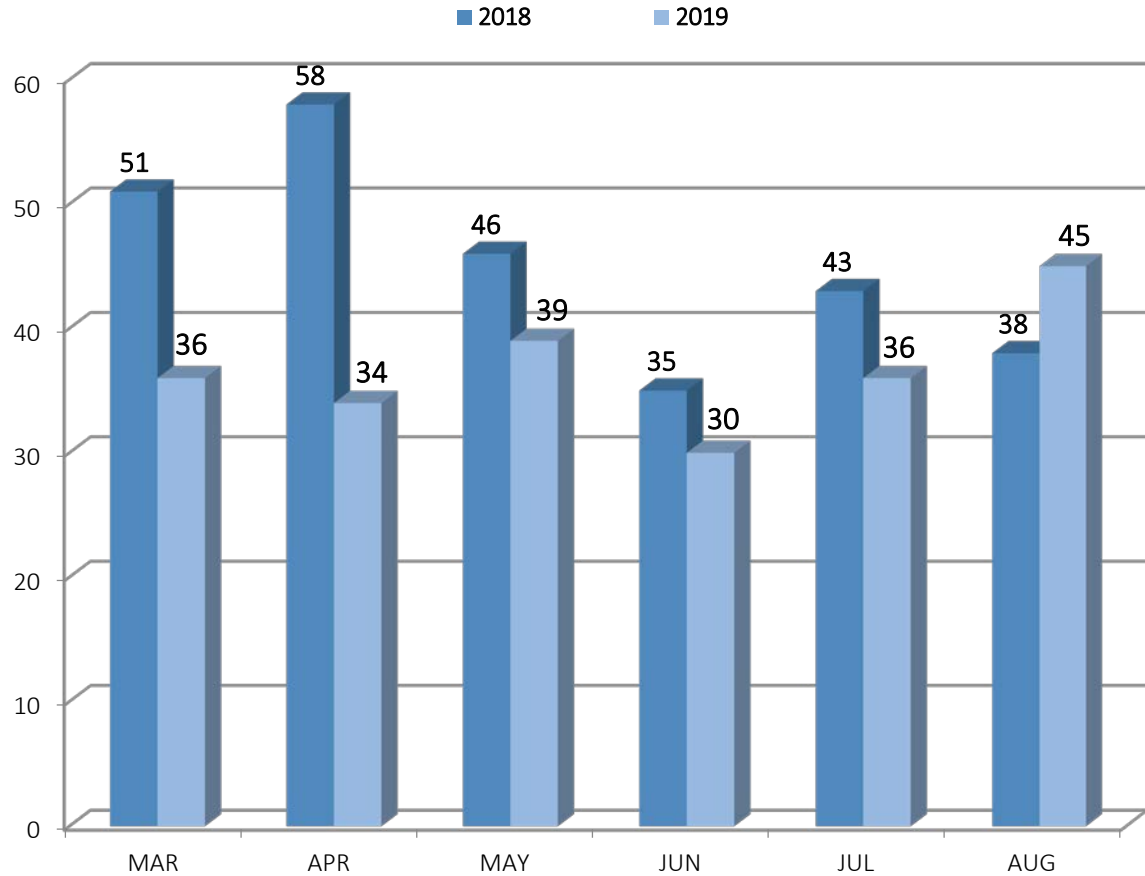
MAINE TOWN					OUT-OF-STATE					OUT-OF-COUNTRY	
Auburn	1	Rumford	1			CO	2	OH	1	Angola	2
Augusta	1	Saco	1			FL	2	RI	1	DRC	1
Bangor	1	Sanford	2			ID	1	SC	1	Rwanda	1
Biddeford	5	Scarborough	1			IL	2	TX	2		
Brewer	1	South Portland	4			IN	1	VT	2		
Charleston	1	Standish	1			MA	4	WI	1		
Freeport	1	Waterville	1			MI	1				
Lewiston	5	Wells	1			NE	1				
Machias	1	West Falmouth	1			NH	2				
Milo	1	Westbrook	4			NJ	1				
North Berwick	1	Windham	3			NV	1				
Norway	1					NY	4				
MAINE TOWN:	40	OUT-OF-STATE:	30	OUT-OF-COUNTRY:	4	PORTLAND:	26	Unknown:		TOTAL:	100

PORTLAND, CITY-WIDE AUGUST 2019 SHELTER INTAKES BY MONTH



	INTAKES
Through These Doors	4/4
Family Shelter	20/62
Joe Kreisler	6
Milestone	22
Oxford Street (Men)	79
Oxford Street (Women)	21
Florence House	9
TOTAL	161

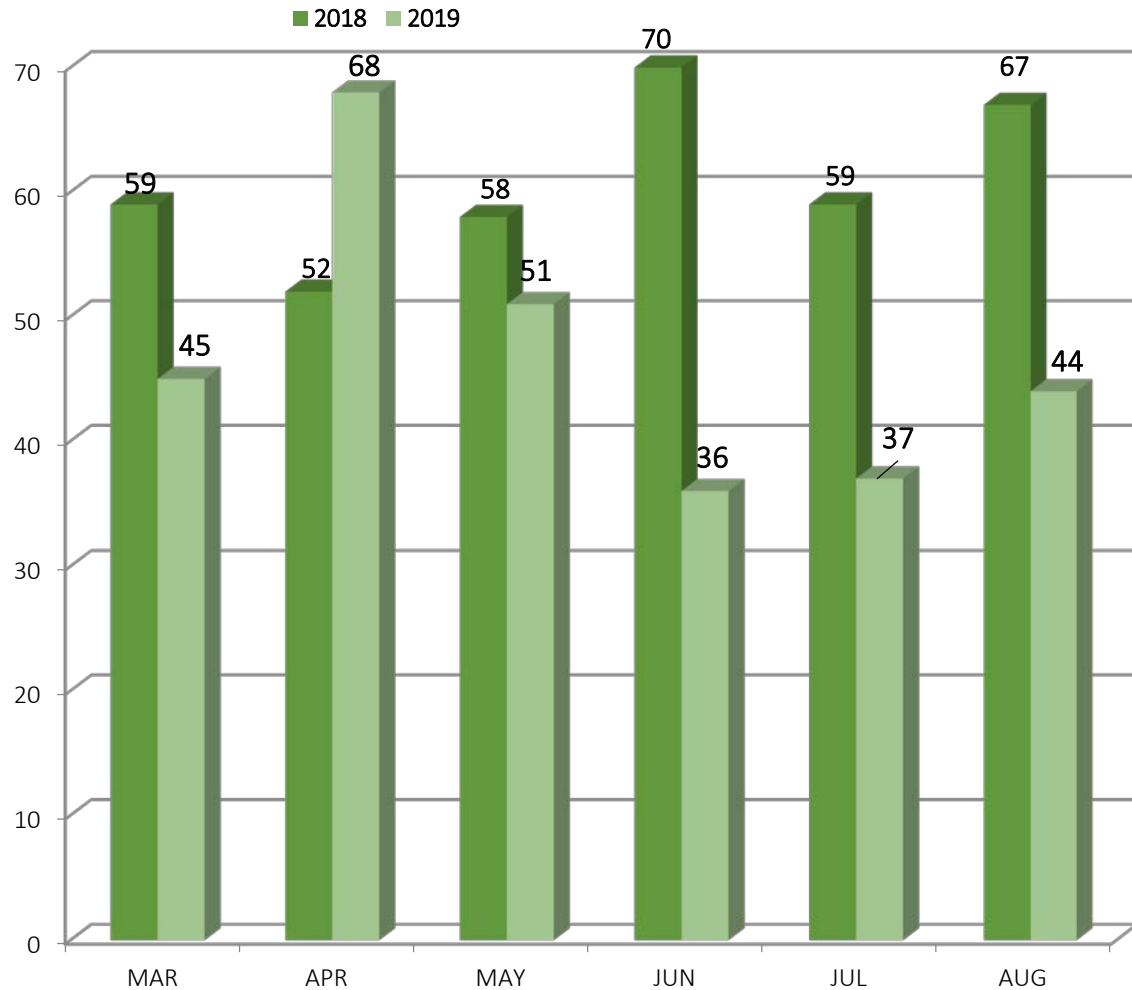
PORTLAND, CITY-WIDE AUGUST 2019 HOUSING PLACEMENTS BY MONTH



*Starting November, 2013, Oxford Street Shelter shifted prioritization of housing placements to their 30 longest-term stayers.

	TOTAL HOUSING PLACEMENTS	TRANSITIONAL	PERMANENT
Through These Doors	0/0	0	0/0
Family Shelter	18/53	0	/
Joe Kreisler	5	0	5
Milestone	2	0	2
Oxford Street (Men)	15	0	15
Oxford Street (Women)	2	0	2
Florence House	3	0	3
TOTAL	45		45

PORTLAND, CITY-WIDE AUGUST 2019 1st TIME HOMELESSNESS STATISTICS (BASED ON SELF-REPORTING)



1 ST TIME HOMELESSNESS STATISTICS % OF ALL INTAKES (BASED ON SELF-REPORTING)	1 st Time Homeless Intakes	% of Total First Time Homeless Intakes
Through These Doors	1/1	2%
Family Shelter	17/55	39%
Joe Kreisler	5	11%
Milestone	6	14%
Oxford Street (Men)	9	20%
Oxford Street (Women)	3	7%
Florence House	3	7%
TOTAL	44	100%

PORTLAND, CITY-WIDE AUGUST 2019 SHELTER COUNT BY NIGHT

On August: 28

485 individuals

(excluding Expo)

were utilizing shelter services in
Portland

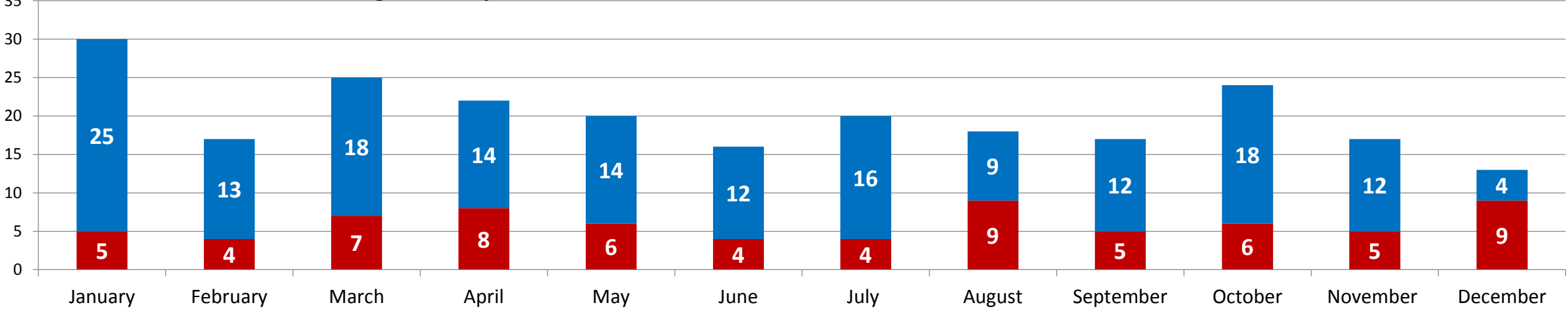
Calendar Day	Through These Doors	Family Shelter	Florence House	Joe Kreisler	Milestone	OSS Beds	OSS Chairs	Total Bed Nights
1	15	163	36	10	35	188		447
2	15	163	40	14	37	160		429
3	15	163	39	12	38	161		428
4	15	163	39	16	36	177		446
5	15	158	38	15	45	176		447
6	15	156	38	12	41	172		434
7	15	156	39	13	42	179		444
8	15	151	40	14	39	178		437
9	15	166	38	15	40	177		451
10	15	171	40	13	43	180		462
11	15	171	39	15	40	172		452
12	13	168	40	14	39	188		462
13	13	159	39	16	41	183		451
14	14	184	39	15	48	179		479
15	15	178	40	15	42	182		472
16	16	178	40	16	38	182		470
17	16	182	39	17	36	172		462
18	16	182	39	18	42	175		472
19	16	183	40	16	36	184		475
20	16	186	38	16	42	176		474
21	16	191	40	16	47	174		484
22	16	188	39	17	44	171		475
23	16	179	38	16	47	161		457
24	16	179	40	14	46	154		449
25	16	179	40	18	46	158		457
26	15	183	39	19	46	175		477
27	15	183	40	20	44	165		467
28	15	184	40	22	47	177		485
29	16	181	36	19	47	164		463
30	14	179	38	17	35	141		424
31	13	182	39	16	41	135		426
Total*	468	5,394	1,209	486	1,290	5,316	0	14,163
Avg/night*	15	174	39	16	42	171	0	457
Highest*	16	191	40	22	48	188	0	485
Lowest*	13	151	36	10	35	135	0	424

OXFORD STREET SHELTER & COMMUNITY OVERFLOW HOUSING PLACEMENT DATA

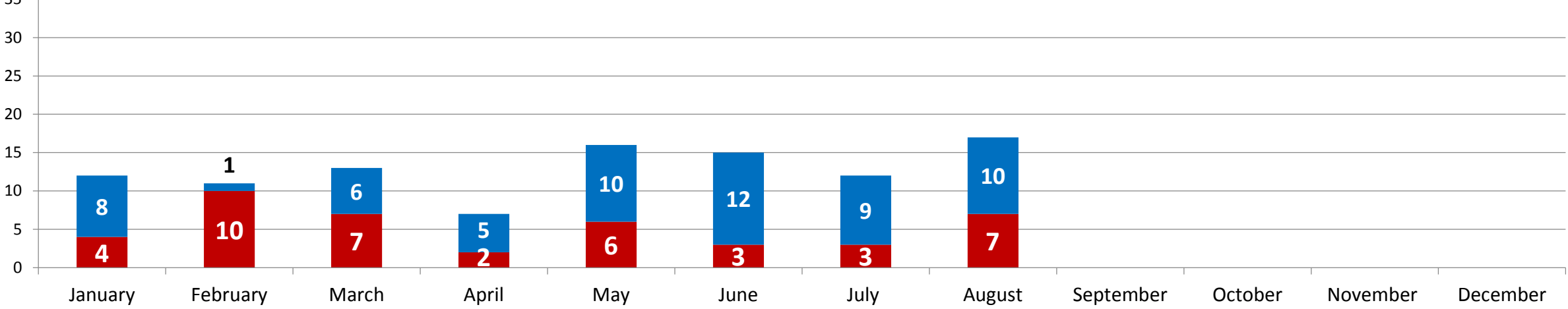
Non-LTS

LTS

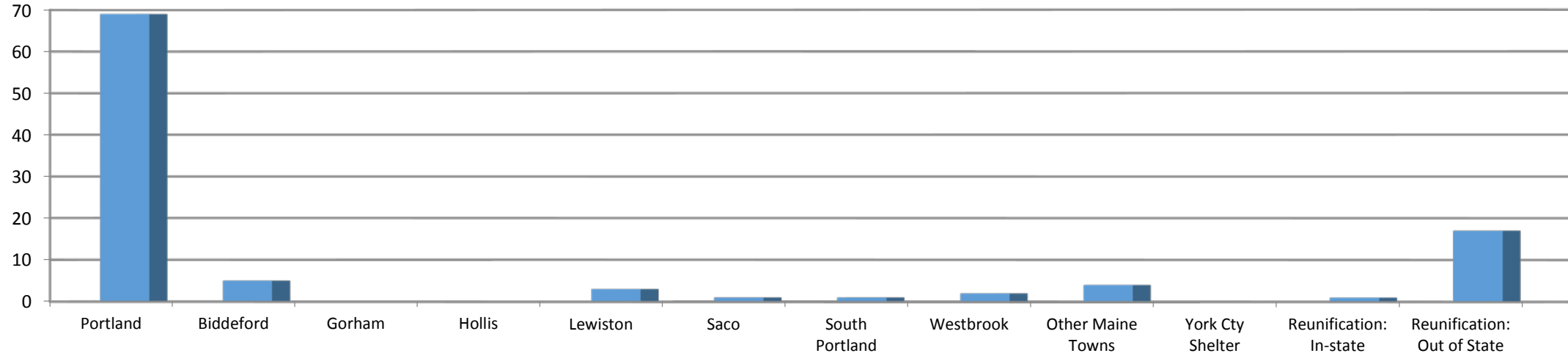
2018 OSS Placements: Non/Long Term Stayer



2019 OSS Placements: Non/Long Term Stayer



OXFORD STREET SHELTER & COMMUNITY OVERFLOW PERMANENT AND TRANSITIONAL 2019 HOUSING PLACEMENT DATA



	Jan	Feb	Mar	Apr	May	Jun	Jul	Aug	Sep	Oct	Nov	Dec	TOTAL	%
TOTAL HOUSING PLACEMENTS	12	11	13	7	16	15	12	17	-	-	-	-	103	100%
Portland	8	8	10	3	10	11	7	12	-	-	-	-	68	67%
Biddeford	1	1	-	1	1	1	-	-	-	-	-	-	5	5%
Gorham	0	-	-	-	-	-	-	-	-	-	-	-	0	0%
Hollis	0	-	-	-	-	-	-	-	-	-	-	-	0	0%
Lewiston	0	-	1	-	1	-	1	-	-	-	-	-	3	3%
Saco	0	-	-	-	-	-	-	1	-	-	-	-	1	1%
South Portland	1	-	-	-	-	-	-	-	-	-	-	-	1	1%
Westbrook	0	2	-	-	-	-	-	-	-	-	-	-	2	2%
Other Maine Towns	0	-	1	1	1	-	1	-	-	-	-	-	4	4%
York County Shelter	0	-	-	-	-	-	-	-	-	-	-	-	0	0%
Reunification with friends/family in another Maine town*	0	-	-	-	-	-	-	1	-	-	-	-	1	1%
Reunification with friends/family in another state*	2	-	1	2	3	3	3	3	-	-	-	-	17	16%

