

PORTLAND HOMELESS SHELTERS

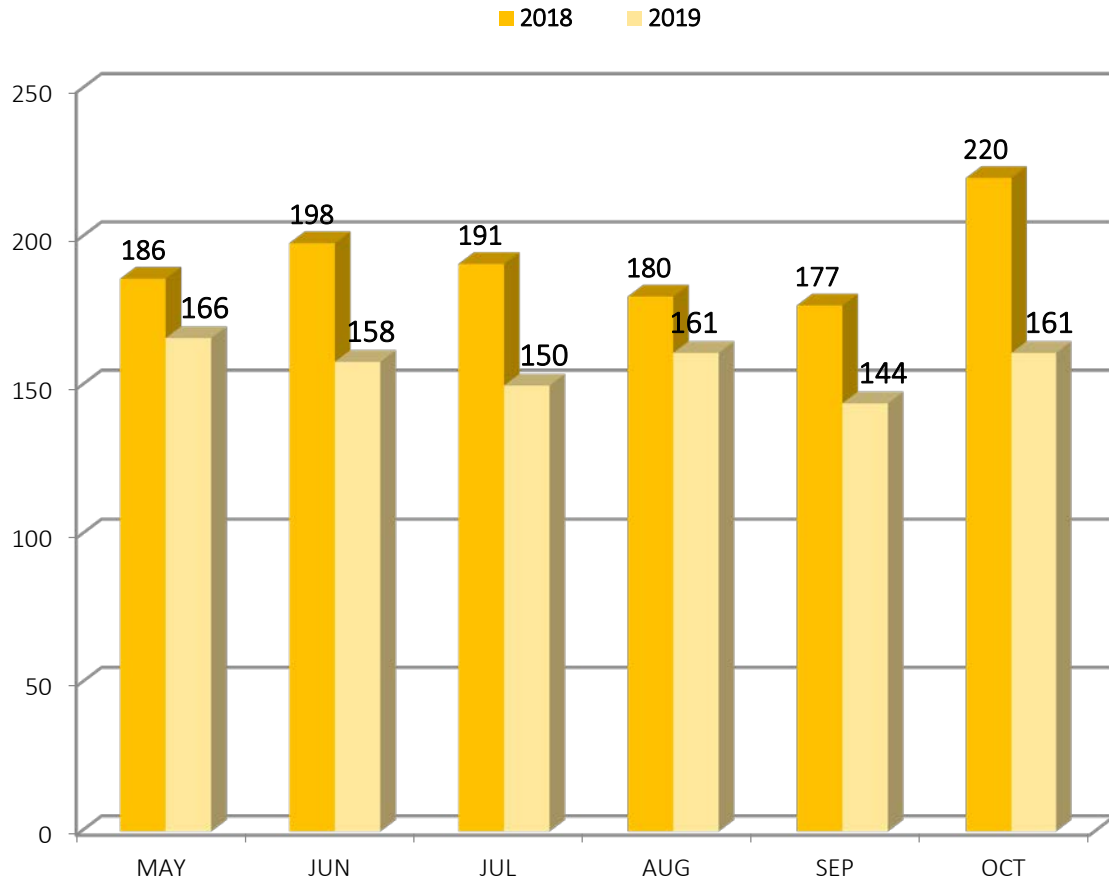
Average Total Number of Individuals Residing in Shelters per Night:

	October 2018	October 2019
ADOLESCENTS	19 Individuals	16 Individuals
FAMILIES	195 Individuals 59 Average Families	147 Individuals 49 Average Families
ADULTS	280 Individuals	235 Individuals
Total	494 Individuals	398 Individuals

OXFORD STREET SHELTER OCTOBER 2019 Intakes by Residency

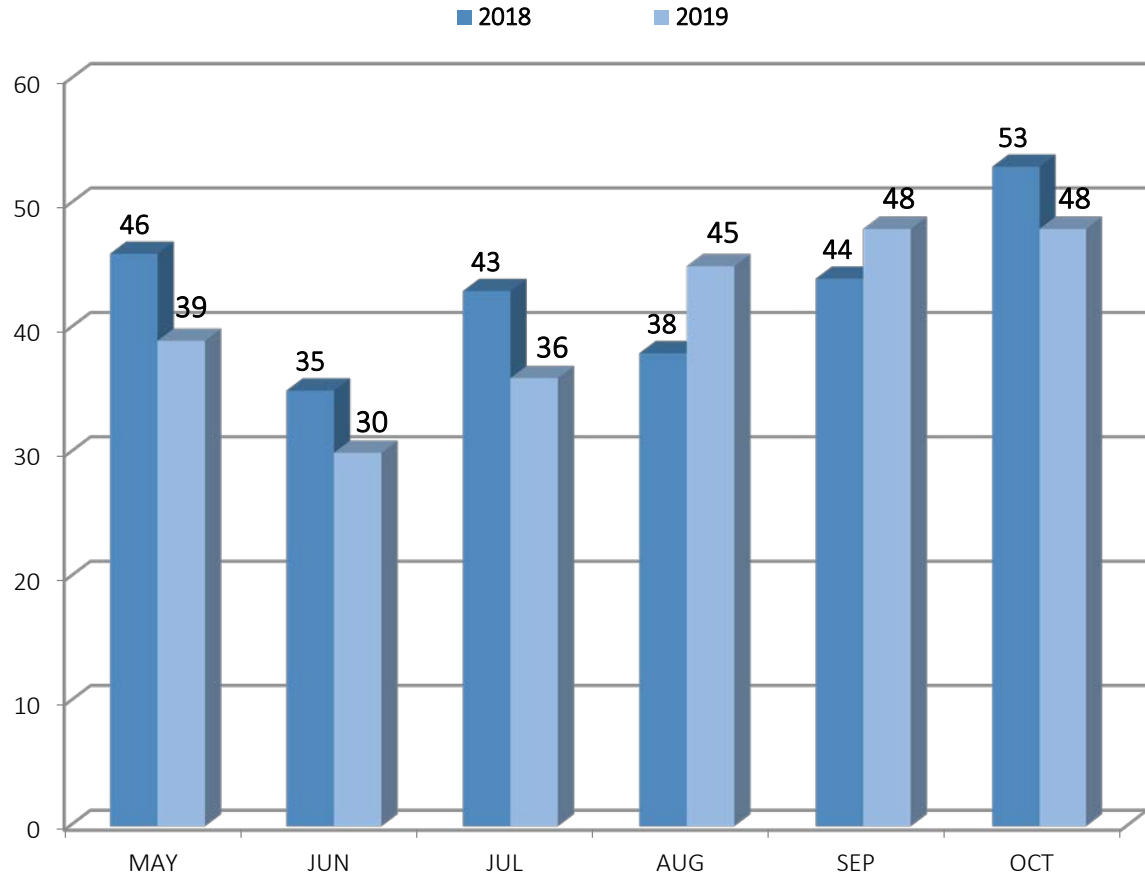
MAINE TOWN					OUT-OF-STATE					OUT-OF-COUNTRY			
Auburn	3	Falmouth	1	Westbrook	3	AZ	1	NH	1			Angola	5
Bangor	3	Gorham	1	Windham	1	CA	4	NM	1			DRC	3
Bath	2	Lewiston	2	Winthrop	1	CT	2	NY	3				
Belgrade	1	Lincoln	1			FL	2	OK	1				
Biddeford	2	Oakfield	1			GA	1	PA	1				
Bowdoin	1	OOB	2			IL	1	TN	1				
Brooks	1	Parsonsfield	1			KY	1	TX	1				
Cape Elizabeth	1	Sanford	2			LA	1						
Casco	1	Scarborough	4			MA	7						
Cumberland	1	South Portland	4			MO	1						
Cushing	1	Warren	2			MS	1						
Fairfield	2	Waterboro	1			NC	1						
MAINE TOWN:	46	OUT-OF-STATE:	32	OUT-OF-COUNTRY:	8	PORTLAND:	31	Unknown:	10	TOTAL:	127		

PORTLAND, CITY-WIDE OCTOBER 2019 SHELTER INTAKES BY MONTH



	INTAKES
Through These Doors	5/5
Family Shelter	12/46
Joe Kreisler	2
Milestone	9
Oxford Street (Men)	96
Oxford Street (Women)	31
Florence House	6
TOTAL	161

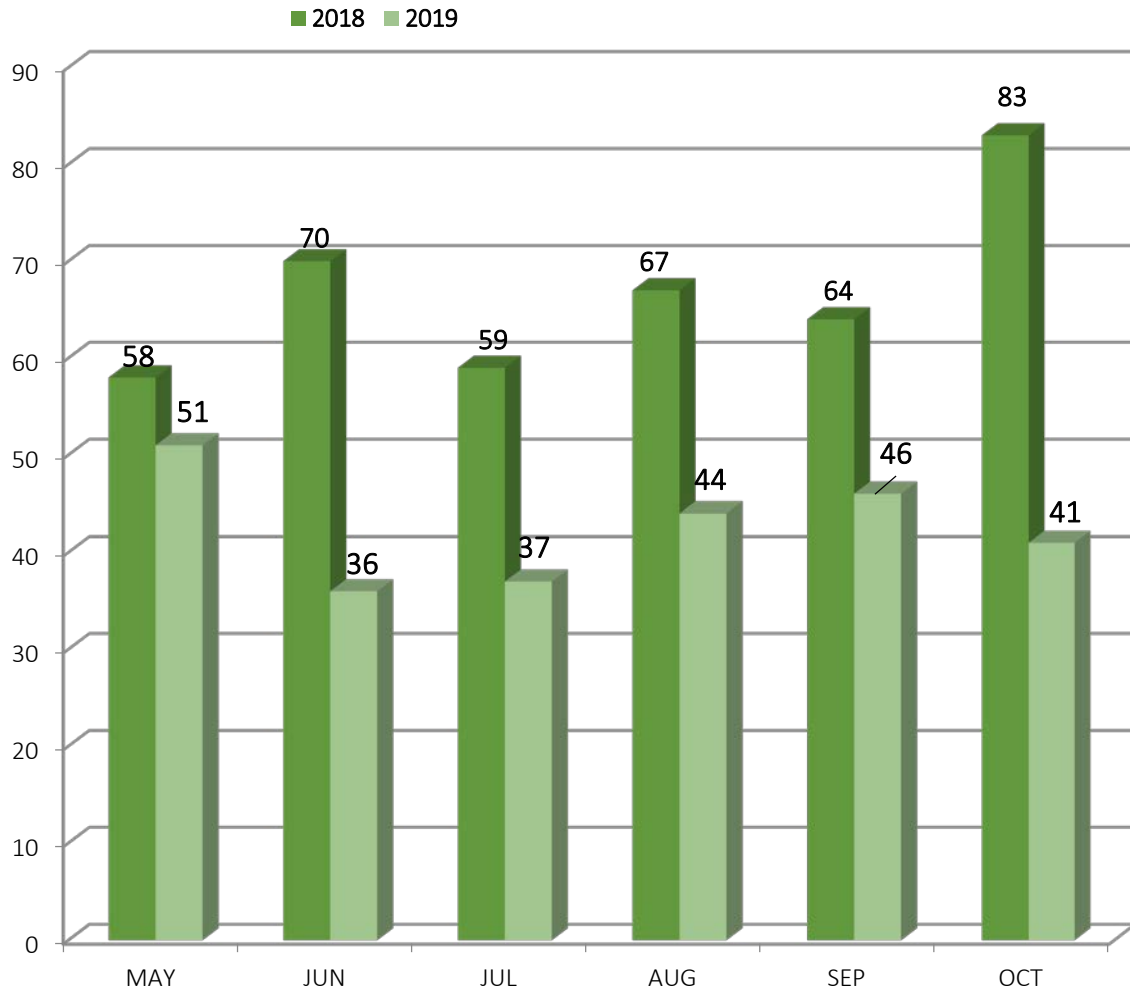
PORTLAND, CITY-WIDE OCTOBER 2019 HOUSING PLACEMENTS BY MONTH



*Starting November, 2013, Oxford Street Shelter shifted prioritization of housing placements to their 30 longest-term stayers.

	TOTAL HOUSING PLACEMENTS	TRANSITIONAL	PERMANENT
Through These Doors	4/6	4/6	
Family Shelter	16/60		16/60
Joe Kreisler	5	3	2
Milestone	1		1
Oxford Street (Men)	13		13
Oxford Street (Women)	7		7
Florence House	0		2
TOTAL	48	7	41

PORTLAND, CITY-WIDE OCTOBER 2019 1st TIME HOMELESSNESS STATISTICS (BASED ON SELF-REPORTING)



1 ST TIME HOMELESSNESS STATISTICS % OF ALL INTAKES (BASED ON SELF-REPORTING)	1 st Time Homeless Intakes	% of Total First Time Homeless Intakes (individuals)
Through These Doors	0	0
Family Shelter	11/44	27%
Joe Kreisler	2	5%
Milestone	2	5%
Oxford Street (Men)	22	54%
Oxford Street (Women)	3	7%
Florence House	1	2%
TOTAL	41	100%

PORTLAND, CITY-WIDE OCTOBER 2019 SHELTER COUNT BY NIGHT

On October : 27

424 individuals

(including families)

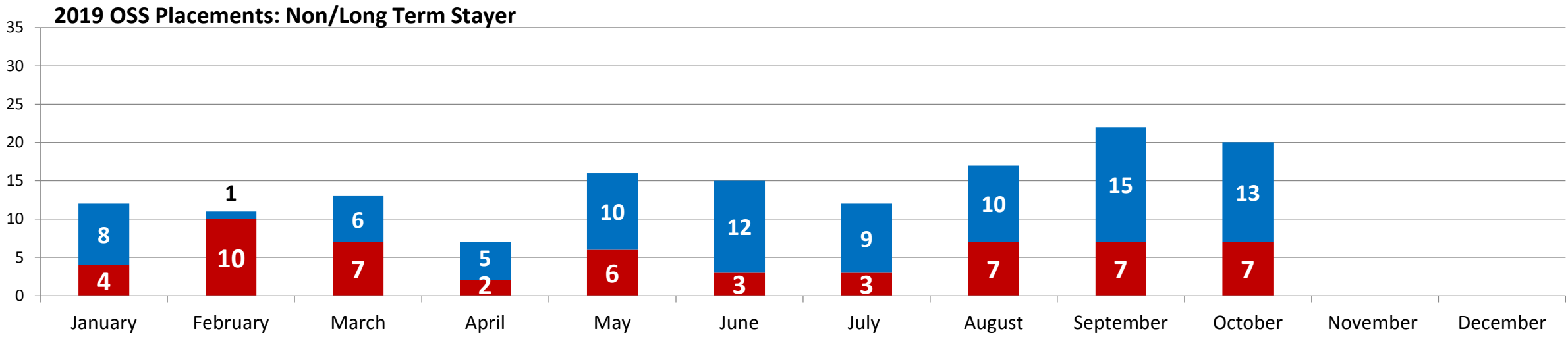
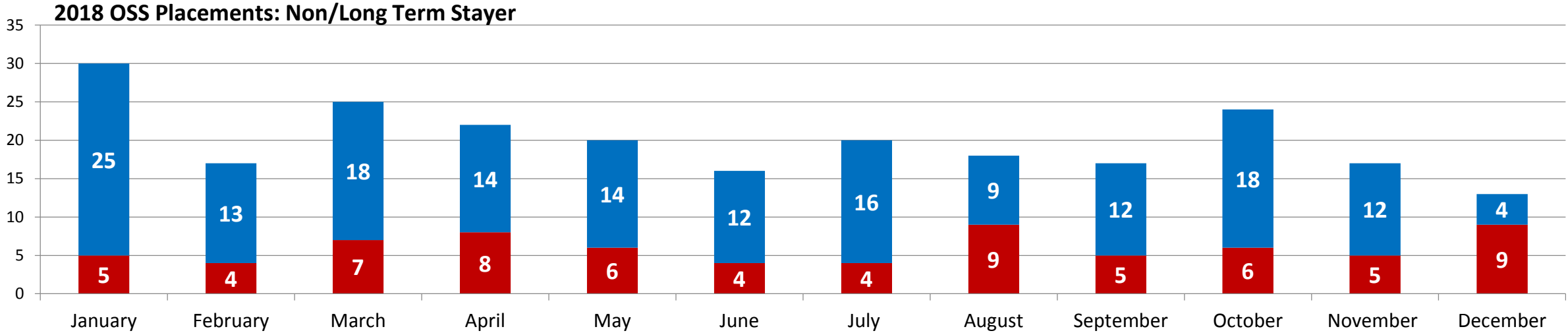
were utilizing shelter services in
Portland

Calendar Day	Family Crisis	Family Shelter	Florence House	Joe Kreisler	Milestone	OSS Beds	OSS Chairs	Total Bed Nights
1	16	125	39	16	44	145		385
2	14	127	39	15	43	144		382
3	14	127	38	15	40	155		389
4	13	122	40	16	45	151		387
5	13	117	40	15	31	154		370
6	13	115	39	15	39	148		369
7	13	115	42	14	43	158		385
8	14	110	40	17	41	157		379
9	14	125	39	19	34	162		393
10	14	130	41	18	34	162		399
11	15	130	41	16	34	162		398
12	15	127	36	14	34	154		380
13	15	118	37	16	34	148		368
14	14	143	37	16	32	151		393
15	14	143	38	17	40	159		411
16	14	143	39	20	35	159		410
17	15	143	39	18	40	155		410
18	15	143	40	16	35	152		401
19	15	143	41	12	41	155		407
20	15	141	42	14	41	162		415
21	14	143	41	12	42	166		418
22	11	143	41	17	41	160		413
23	11	137	39	19	47	156		409
24	12	137	35	19	49	158		410
25	12	137	31	20	41	156		397
26	12	141	31	16	42	154		396
27	12	141	39	17	49	166		424
28	12	141	40	16	46	164		419
29	12	142	37	19	48	154		412
30	12	140	40	16	46	159		413
31	12	140	39	17	44	148		400
Total*	417	4,129	1,200	507	1,255	4,834	0	12,342
Avg/night*	13	133	39	16	40	156	0	398
Highest*	16	143	42	20	49	166	0	424
Lowest*	11	110	31	12	31	144	0	368

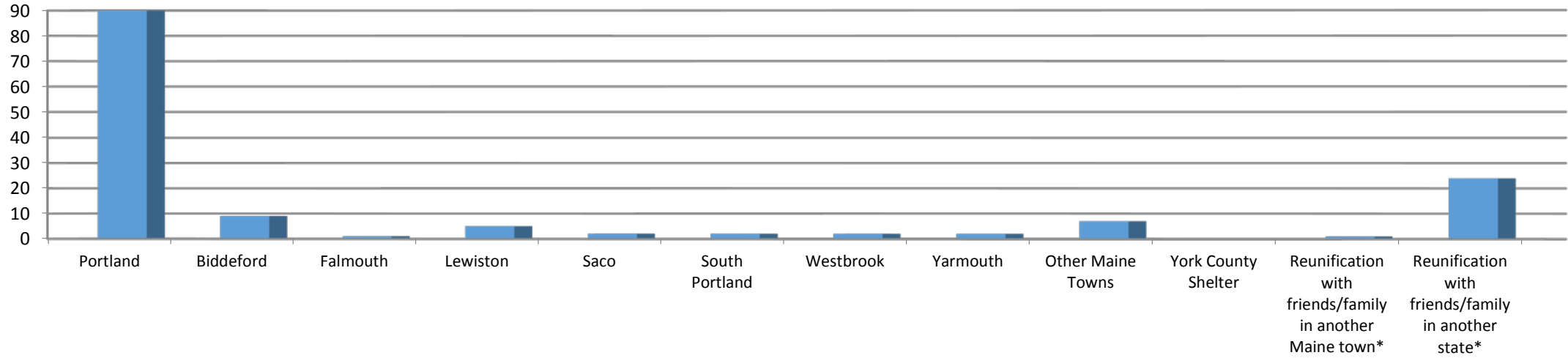
OXFORD STREET SHELTER & COMMUNITY OVERFLOW HOUSING PLACEMENT DATA

Non-LTS

LTS



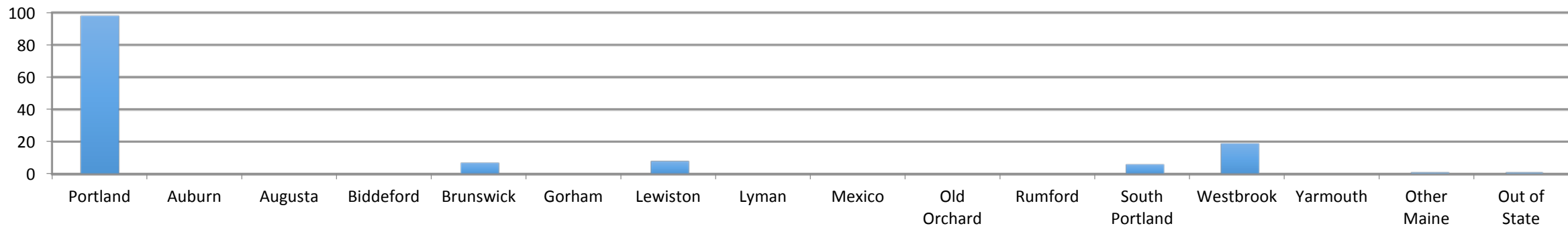
OXFORD STREET SHELTER & COMMUNITY OVERFLOW PERMANENT AND TRANSITIONAL 2019 HOUSING PLACEMENT DATA



	Jan	Feb	Mar	Apr	May	Jun	Jul	Aug	Sep	Oct	Nov	Dec	TOTAL	%
TOTAL HOUSING PLACEMENTS	12	11	13	7	16	15	12	17	22	19	-	-	122	100%
Portland	8	8	10	3	10	11	7	12	11	10	-	-	90	62%
Biddeford	1	1	-	1	1	1	-	-	2	2	-	-	9	6%
Falmouth	0	-	-	-	-	-	-	-	-	1	-	-	1	1%
Lewiston	0	-	1	-	1	-	1	-	2	-	-	-	5	4%
Saco	0	-	-	-	-	-	-	1	1	-	-	-	2	1%
South Portland	1	-	-	-	-	-	-	-	-	1	-	-	2	1%
Westbrook	0	2	-	-	-	-	-	-	-	-	-	-	2	1%
Yarmouth	0	-	-	-	-	-	-	-	-	2	-	-	2	1%
Other Maine Towns	0	-	1	1	1	-	1	-	2	1	-	-	7	5%
York County Shelter	0	-	-	-	-	-	-	-	-	-	-	-	0	0%
Reunification with friends/family in another Maine town*	0	-	-	-	-	-	-	1	-	-	-	-	1	1%
Reunification with friends/family in another state*	2	-	1	2	3	3	3	3	4	3	-	-	24	17%

FAMILY SHELTER PERMANENT AND TRANSITIONAL HOUSING PLACEMENT DATA

■ 2019



	Jan	Feb	Mar	Apr	May	Jun	Jul	Aug	Sep	Oct	Nov	Dec	TOTAL	100%
TOTAL HOUSING PLACEMENTS	13	13	14	15	10	9	12	18	20	16			140	
Portland	10	8	13	12	7	9	8	10	13	8	-	-	98	70%
Auburn	-	-	-	-	-	-	-	-	-	-	-	-	-	0%
Augusta	-	-	-	-	-	-	-	-	-	-	-	-	-	0%
Biddeford	-	-	-	-	-	-	-	-	-	-	-	-	-	0%
Brunswick	-	-	-	-	-	-	2	-	4	1	-	-	7	5%
Gorham	-	-	-	-	-	-	-	-	-	-	-	-	-	0%
Lewiston	-	-	-	-	-	-	-	7	-	1	-	-	8	5%
Lyman	-	-	-	-	-	-	-	-	-	-	-	-	-	0%
Mexico	-	-	-	-	-	-	-	-	-	-	-	-	-	0%
Old Orchard Beach	-	-	-	-	-	-	-	-	-	-	-	-	-	0%
Rumford	-	-	-	-	-	-	-	-	-	-	-	-	-	0%
South Portland	1	-	-	-	1	-	-	-	1	3	-	-	6	4%
Westbrook	2	5	1	3	2	-	2	-	2	2	-	-	19	14%
Yarmouth	-	-	-	-	-	-	-	-	-	-	-	-	-	0%
Other Maine Town	-	-	-	-	-	-	-	1	-	-	-	-	1	1%
Out of State	-	-	-	-	-	-	-	-	-	1	-	-	1	1%