

PORTLAND HOMELESS SHELTERS

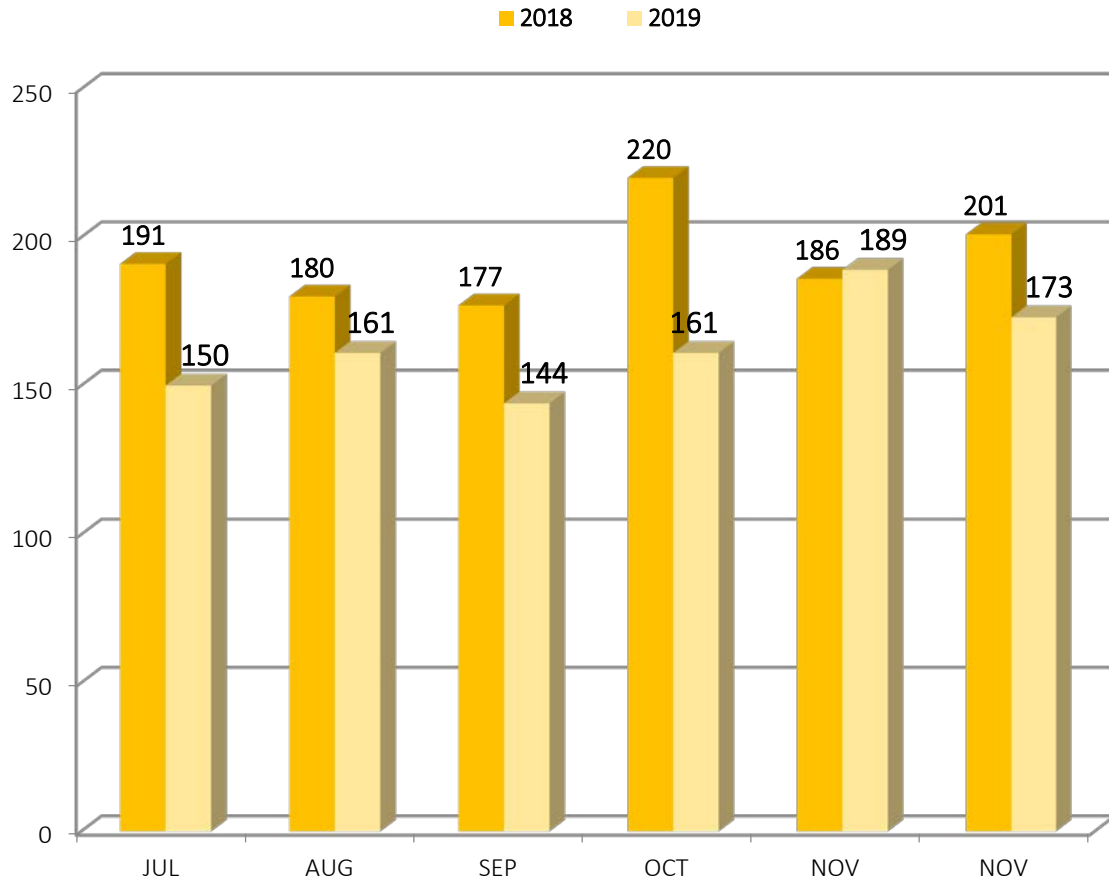
Average Total Number of Individuals Residing in Shelters per Night:

	December 2018	December 2019
ADOLESCENTS	12 Individuals	18 Individuals
FAMILIES	219 Individuals 66 Average Families	149 Individuals 94 Average Families
ADULTS	306 Individuals	257 Individuals
Total	537 Individuals	424 Individuals

OXFORD STREET SHELTER
 DECEMBER 2019
 Intakes by Residency

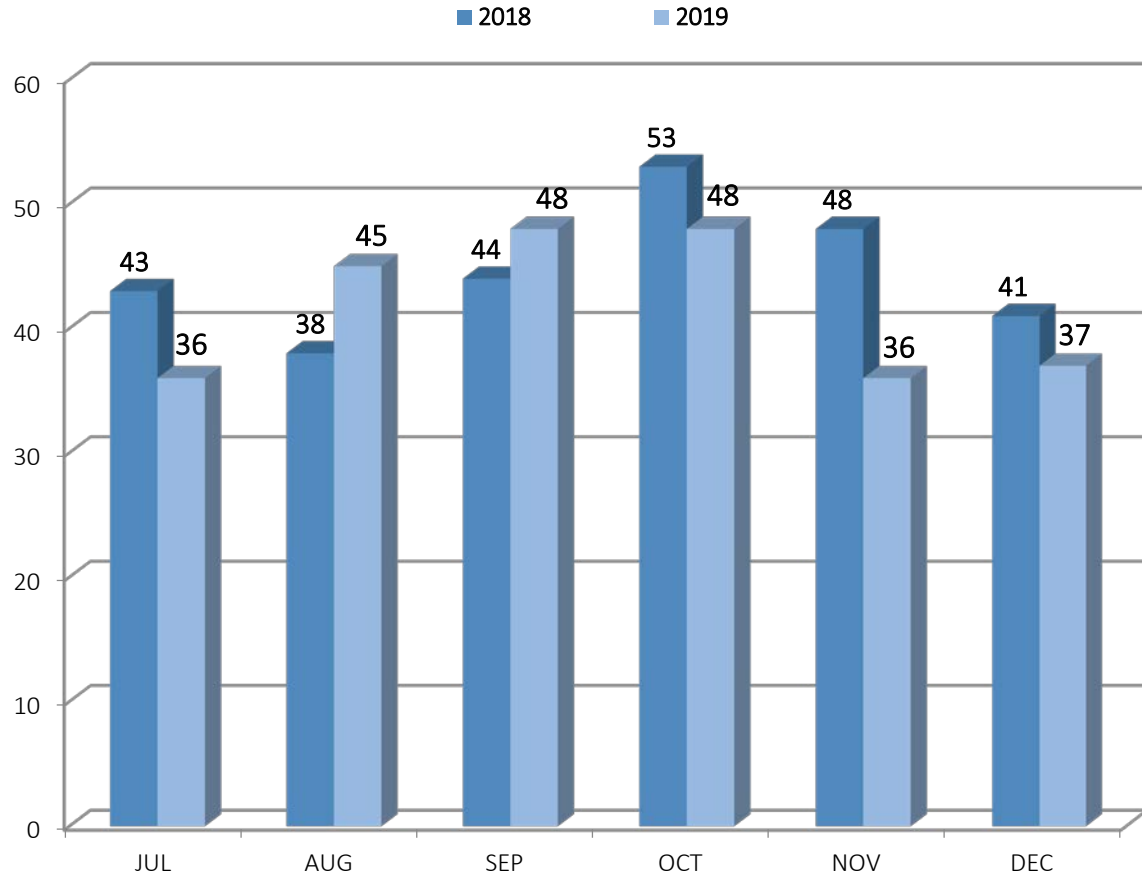
MAINE TOWN						OUT-OF-STATE						OUT-OF-COUNTRY	
Auburn	1	Gray	2	South Portland	5	AZ	1					Angola	1
Augusta	2	Jay	1	Springvale	1	CA	2					DRC	1
Bangor	2	Lewiston	3	Tenants Harbor	1	FL	3						
Bath	1	Lyman	2	Wells	1	GA	1						
Benton	1	Madawaska	1	West Bath	1	IL	2						
Biddeford	3	New Gloucester	1	Westbrook	4	MA	2						
Brunswick	1	OOB	1	York	1	MD	1						
Camden	1	Parsonsfield	1			MN	2						
Charleston	1	Rumford	1			NH	4						
Dresden	1	Saco	3			TX	2						
Farmington	1	Sanford	4			UT	1						
Gorham	1	Scarborough	3										
MAINE TOWN:	54	OUT-OF-STATE:	21	OUT-OF-COUNTRY:	2	PORTLAND:	31	Unknown:		TOTAL:	108		

PORTLAND, CITY-WIDE DECEMBER 2019 SHELTER INTAKES BY MONTH



	INTAKES
Through These Doors	4/6
Family Shelter	25/81
Joe Kreisler	8
Milestone	17
Oxford Street (Men)	82
Oxford Street (Women)	26
Florence House	11
TOTAL	173

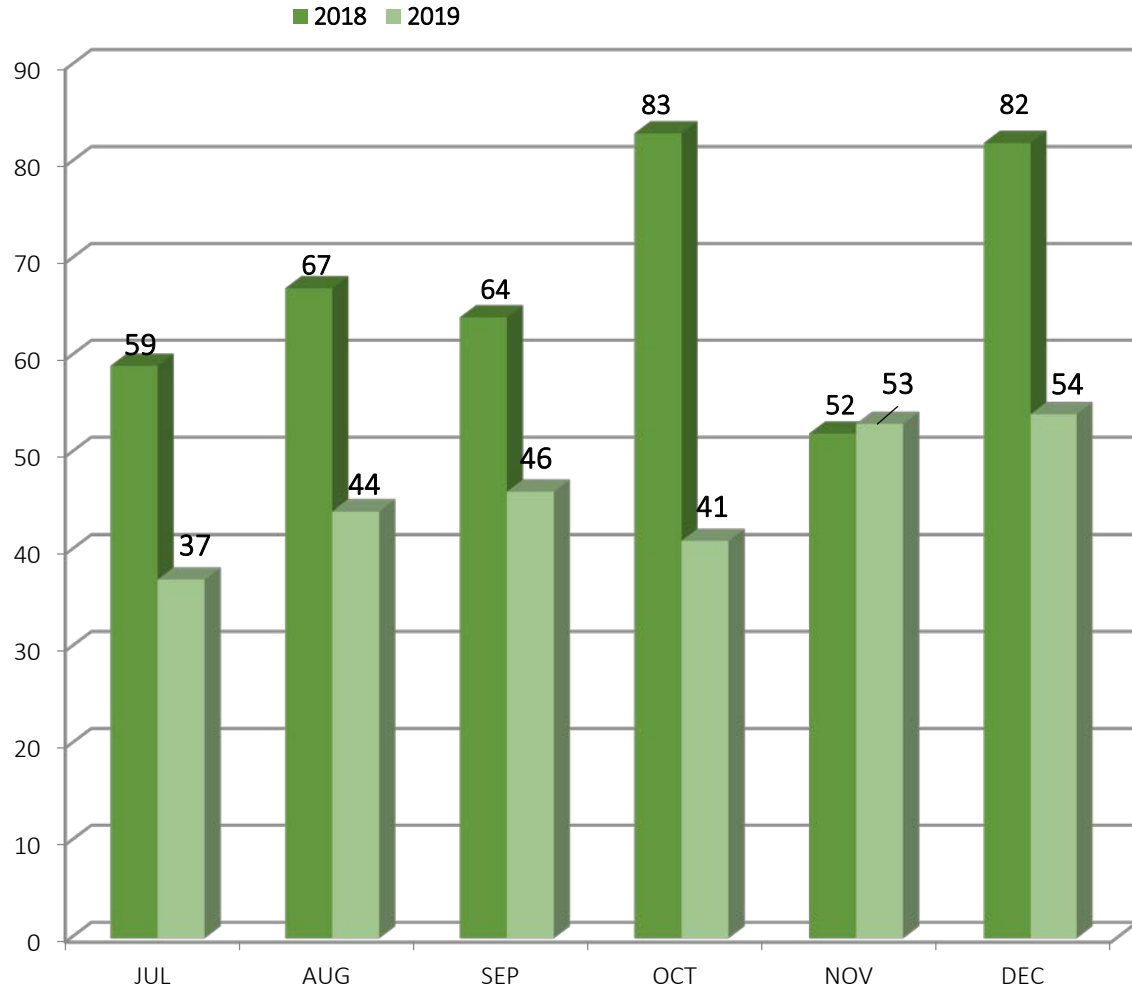
PORTLAND, CITY-WIDE DECEMBER 2019 HOUSING PLACEMENTS BY MONTH



*Starting November, 2013, Oxford Street Shelter shifted prioritization of housing placements to their 30 longest-term stayers.

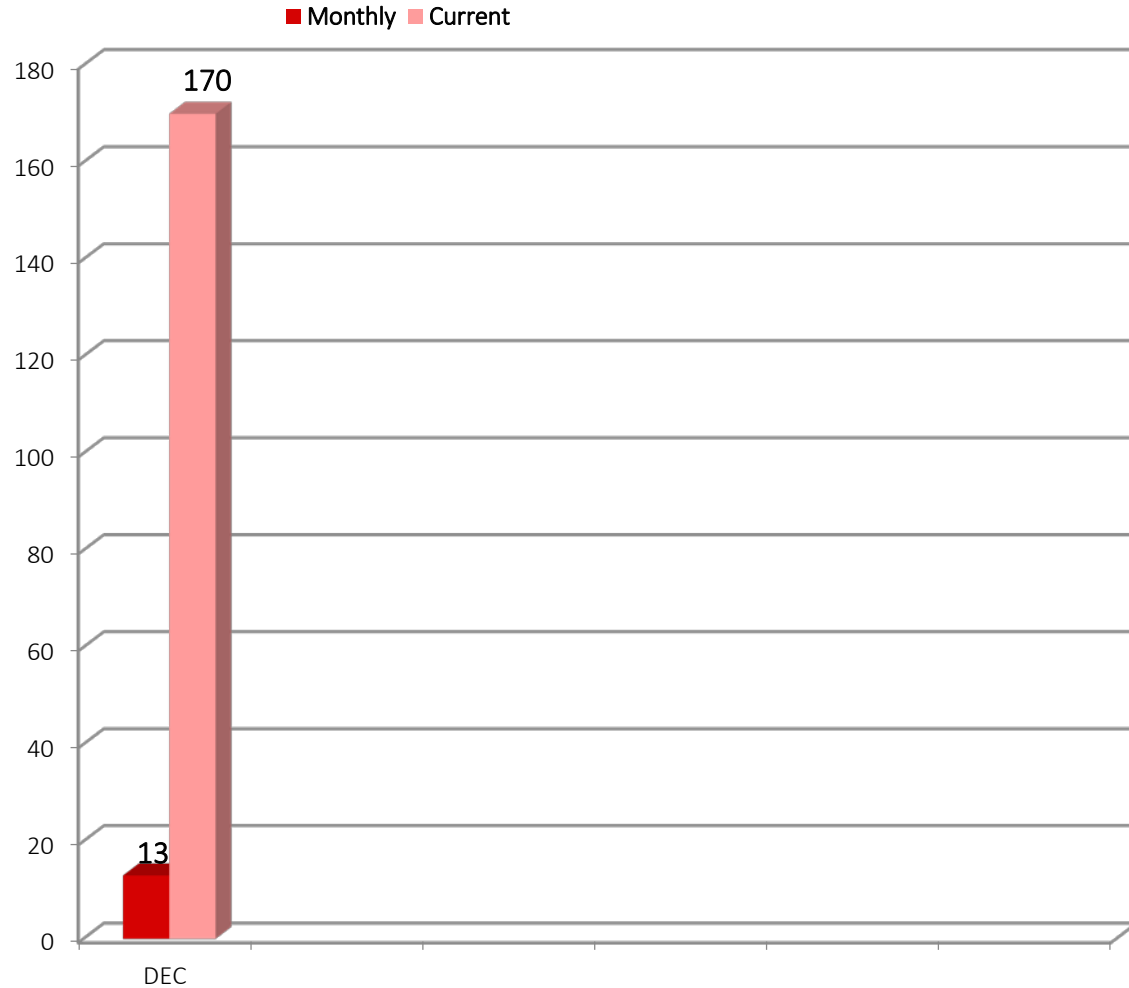
	TOTAL HOUSING PLACEMENTS	TRANSITIONAL	PERMANENT
Through These Doors	3/5		3/5
Family Shelter	17/49		17/49
Joe Kreisler	2	2	
Milestone	3		3
Oxford Street (Men)	8		8
Oxford Street (Women)	2		2
Florence House	2		2
TOTAL	37	2	35

PORTLAND, CITY-WIDE DECEMBER 2019 1st TIME HOMELESSNESS STATISTICS (BASED ON SELF-REPORTING)




1 ST TIME HOMELESSNESS STATISTICS	1 st Time Homeless Intakes	% of Total Intake	% of Total First Time Homeless Intakes
Through These Doors	1/1	0.58%	2%
Family Shelter	20/63	11.56%	37%
Joe Kreisler	7	4.05%	13%
Milestone	9	5.2%	17%
Oxford Street (Men)	11	6.36%	20%
Oxford Street (Women)	3	1.73%	6%
Florence House	3	1.73%	6%
TOTAL	54	31.21%	100%

PORTLAND, CITY-WIDE DECEMBER 2019 CTOs FROM SHELTER



CTO STATISTICS	CTOs in the Month	Medical Restrictions by Month	Current CTOs
Through These Doors	NA	0	NA
Family Shelter	1/3	0	1/3
Joe Kreisler	2	0	4
Milestone	6	0	30
Oxford Street Shelter	4	0	133
Florence House	0	0	2
TOTAL	13		170



PORTLAND, CITY-WIDE DECEMBER 2019 SHELTER COUNT BY NIGHT

On December : 18

445 individuals

(including families)

were utilizing shelter services in
Portland

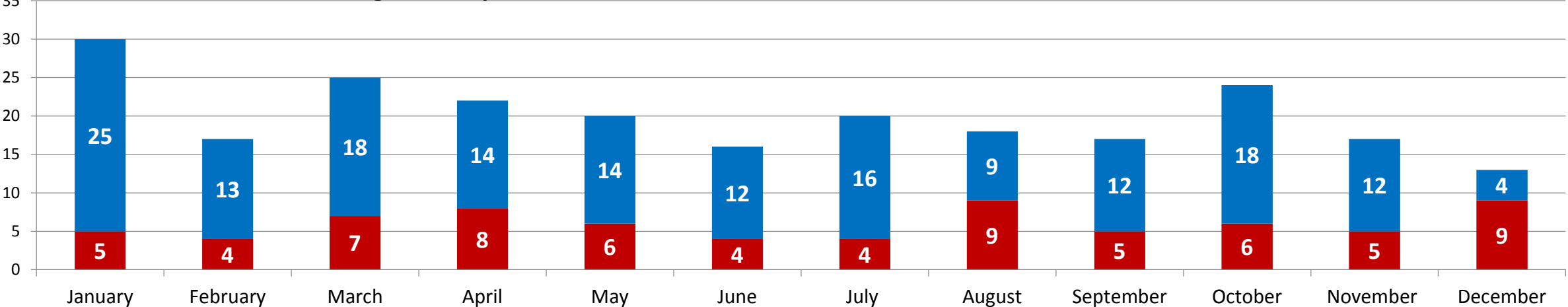
Calendar Day	Through These Doors	Family Shelter	Florence House	Joe Kreisler	Milestone	OSS Beds	OSS Chairs	Total Bed Nights
1	14	135	39	23	35	178		424
2	15	135	37	21	45	182		435
3	15	136	39	18	40	172		420
4	15	131	38	21	36	175		416
5	15	117	39	24	49	168		412
6	15	132	43	20	42	174		426
7	15	132	36	22	44	173		422
8	15	132	38	22	37	174		418
9	15	132	36	20	45	173		421
10	11	134	40	20	47	163		415
11	11	137	38	20	42	177		425
12	12	137	35	17	36	184		421
13	13	135	36	19	38	178		419
14	13	136	36	16	37	177		415
15	13	136	36	17	38	183		423
16	13	136	38	18	40	188		433
17	13	135	35	16	46	185		430
18	16	130	36	17	43	203		445
19	16	131	35	14	41	200		437
20	16	137	38	14	42	190		437
21	16	137	37	14	34	185		423
22	16	137	37	18	42	184		434
23	16	135	37	17	45	182		432
24	16	138	33	19	41	166		413
25	16	138	35	21	38	155		403
26	16	138	38	15	44	176		427
27	16	138	32	17	40	179		422
28	16	138	37	18	42	179		430
29	16	136	40	10	39	181		422
30	16	134	40	15	39	183		427
31	16	133	35	13	36	170		403
Total*	457	4,168	1,149	556	1,263	5,537	0	13,130
Avg/night*	15	134	37	18	41	179	0	424
Highest*	16	138	43	24	49	203	0	445
Lowest*	11	117	32	10	34	155	0	403

OXFORD STREET SHELTER & COMMUNITY OVERFLOW HOUSING PLACEMENT DATA

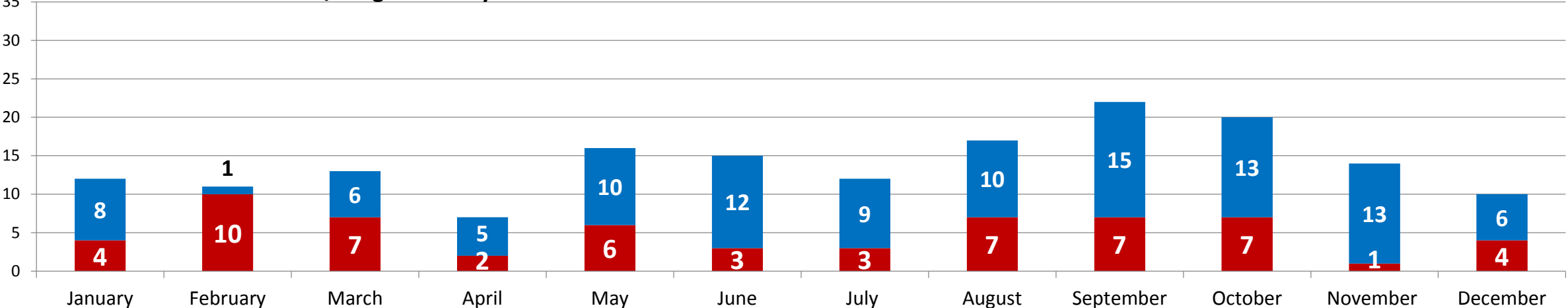
Non-LTS

LTS

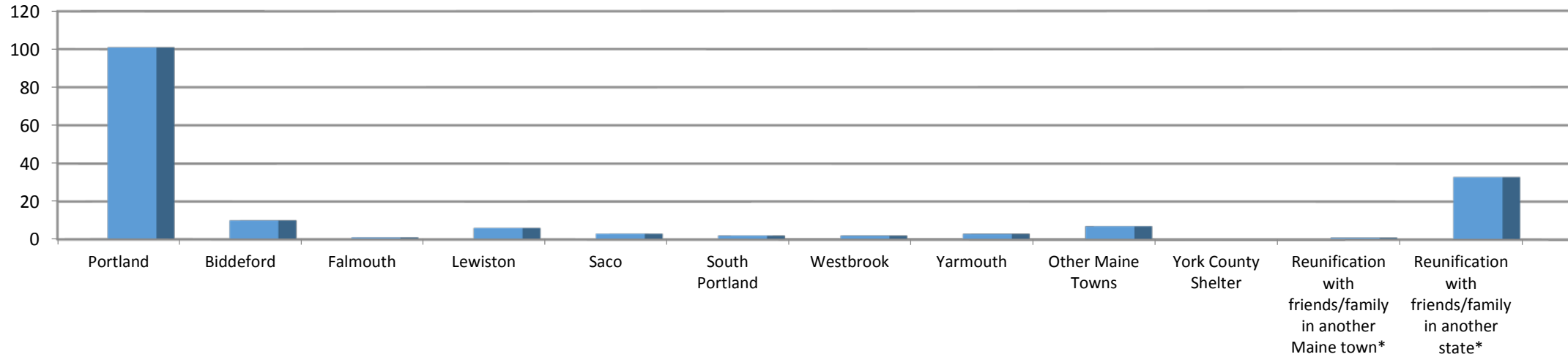
2018 OSS Placements: Non/Long Term Stayer



2019 OSS Placements: Non/Long Term Stayer



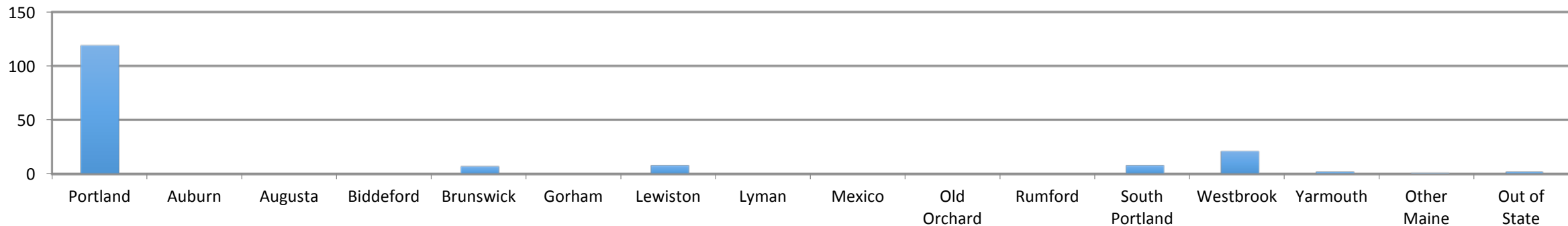
OXFORD STREET SHELTER & COMMUNITY OVERFLOW PERMANENT AND TRANSITIONAL 2019 HOUSING PLACEMENT DATA



	Jan	Feb	Mar	Apr	May	Jun	Jul	Aug	Sep	Oct	Nov	Dec	TOTAL	%
TOTAL HOUSING PLACEMENTS	12	11	13	7	16	15	12	17	22	19	14	10	158	100%
Portland	8	8	10	3	10	11	7	12	11	10	7	4	101	59.8%
Biddeford	1	1	-	1	1	1	-	-	2	2	1	-	10	5.9%
Falmouth	0	-	-	-	-	-	-	-	-	1	-	-	1	0.6%
Lewiston	0	-	1	-	1	-	1	-	2	-	-	1	6	3.6%
Saco	0	-	-	-	-	-	-	1	1	-	-	1	3	1.8%
South Portland	1	-	-	-	-	-	-	-	-	1	-	-	2	1.2%
Westbrook	0	2	-	-	-	-	-	-	-	-	-	-	2	1.2%
Yarmouth	0	-	-	-	-	-	-	-	-	2	1	-	3	1.8%
Other Maine Towns	0	-	1	1	1	-	1	-	2	1	-	-	7	4.1%
York County Shelter	0	-	-	-	-	-	-	-	-	-	-	-	0	0.0%
Reunification with friends/family in another Maine town*	0	-	-	-	-	-	-	1	-	-	-	-	1	0.6%
Reunification with friends/family in another state*	2	-	1	2	3	3	3	3	4	3	5	4	33	19.5%

FAMILY SHELTER PERMANENT AND TRANSITIONAL HOUSING PLACEMENT DATA

■ 2019



	Jan	Feb	Mar	Apr	May	Jun	Jul	Aug	Sep	Oct	Nov	Dec	TOTAL	100%
TOTAL HOUSING PLACEMENTS	13	13	14	15	10	9	12	18	20	16	11	17	168	
Portland	10	8	13	12	7	9	8	10	13	8	10	11	119	70.83%
Auburn	-	-	-	-	-	-	-	-	-	-	-	-	0	0%
Augusta	-	-	-	-	-	-	-	-	-	-	-	-	0	0%
Biddeford	-	-	-	-	-	-	-	-	-	-	-	-	0	0%
Brunswick	-	-	-	-	-	-	2	-	4	1	-	-	7	4.167%
Gorham	-	-	-	-	-	-	-	-	-	-	-	-	0	0%
Lewiston	-	-	-	-	-	-	-	7	-	1	-	-	8	4.762%
Lyman	-	-	-	-	-	-	-	-	-	-	-	-	0	0%
Mexico	-	-	-	-	-	-	-	-	-	-	-	-	0	0%
Old Orchard Beach	-	-	-	-	-	-	-	-	-	-	-	-	0	0%
Rumford	-	-	-	-	-	-	-	-	-	-	-	-	0	0%
South Portland	1	-	-	-	1	-	-	-	1	3	-	2	8	4.762%
Westbrook	2	5	1	3	2	-	2	-	2	2	1	1	21	12.5%
Yarmouth	-	-	-	-	-	-	-	-	-	-	-	2	2	1.19%
Other Maine Town	-	-	-	-	-	-	-	1	-	-	-	-	1	0.595%
Out of State	-	-	-	-	-	-	-	-	-	1	-	1	2	1.19%