

PORTLAND HOMELESS SHELTERS

Average Total Number of Individuals Residing in Shelters per Night:

	January 2019	January 2020
ADOLESCENTS	17 Individuals	18 Individuals
FAMILIES	199 Individuals 63 Average Families	230 Individuals 71 Average Families
ADULTS	323 Individuals	265 Individuals
Total	539 Individuals	513 Individuals

OXFORD STREET SHELTER

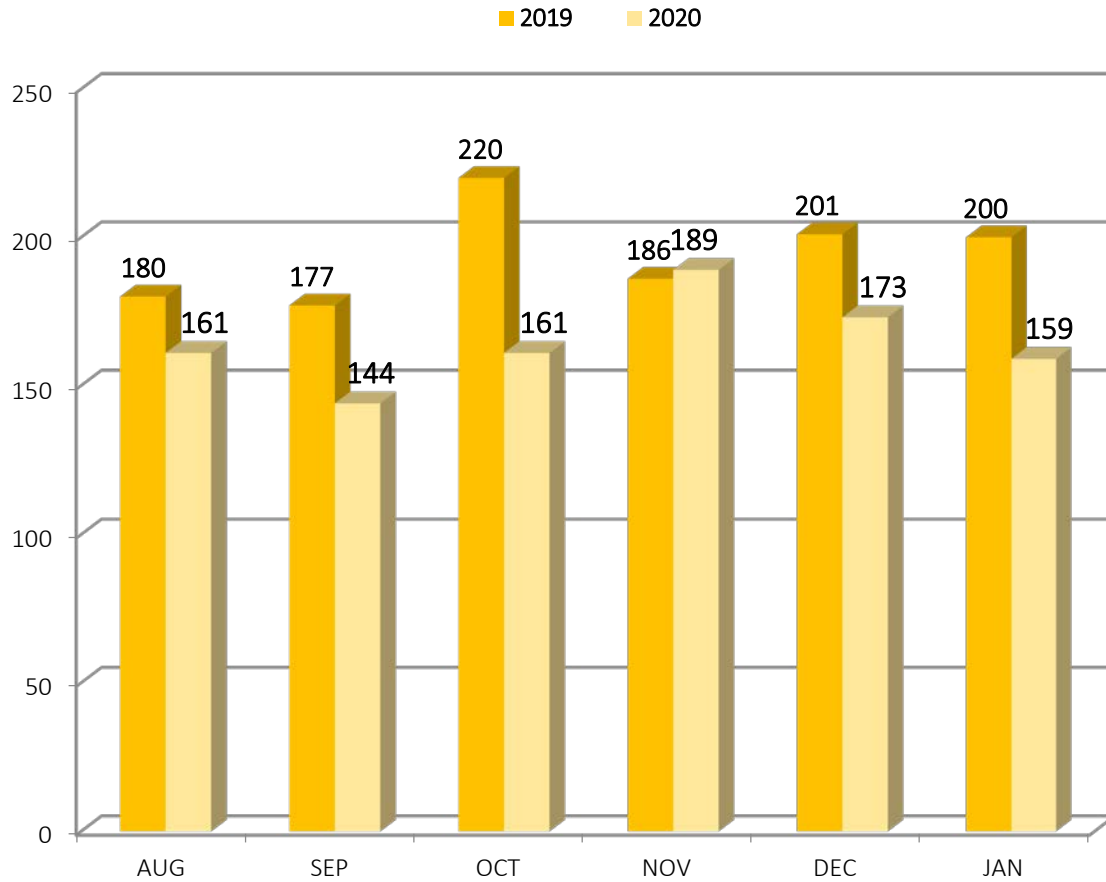
JANUARY 2020

Intakes by Residency

Some of the 5 intakes from Texas may represent asylum seekers.

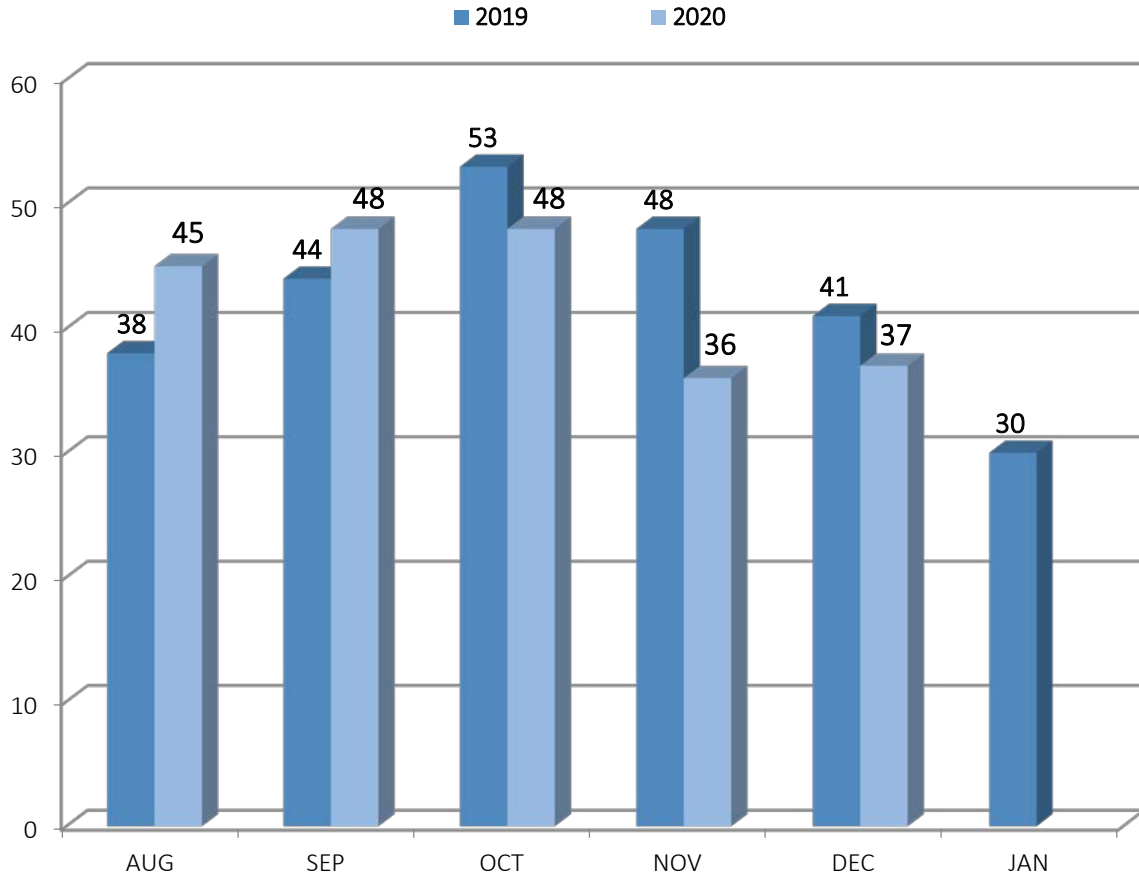
MAINE TOWN					OUT-OF-STATE					OUT-OF-COUNTRY	
Auburn	4	Sanford	3		CO	1	PA	1		Angola	1
Augusta	1	South Portland	5		CT	2	SC	1			
Bangor	3	Topsham	1		FL	1	TX	5			
Biddeford	6	Warren	1		IA	2					
Brunswick	1	Westbrook	4		IL	1					
Gorham	1	Windham	1		KY	2					
Harrington	1	Yarmouth	1		MA	4					
Lewiston	3				MO	2					
Naples	1				NH	3					
OOB	3				NY	1					
Pleasant Point	1				OK	2					
Pownal	1										
MAINE TOWN:	42	OUT-OF-STATE:	28	OUT-OF-COUNTRY:	1	PORTLAND:	37	Unknown:		TOTAL:	108

PORTLAND, CITY-WIDE JANUARY 2020 SHELTER INTAKES BY MONTH



	INTAKES
Through These Doors	2/3
Family Shelter	13/37
Joe Kreisler	4
Milestone	24
Oxford Street (Men)	84
Oxford Street (Women)	24
Florence House	8
TOTAL	159

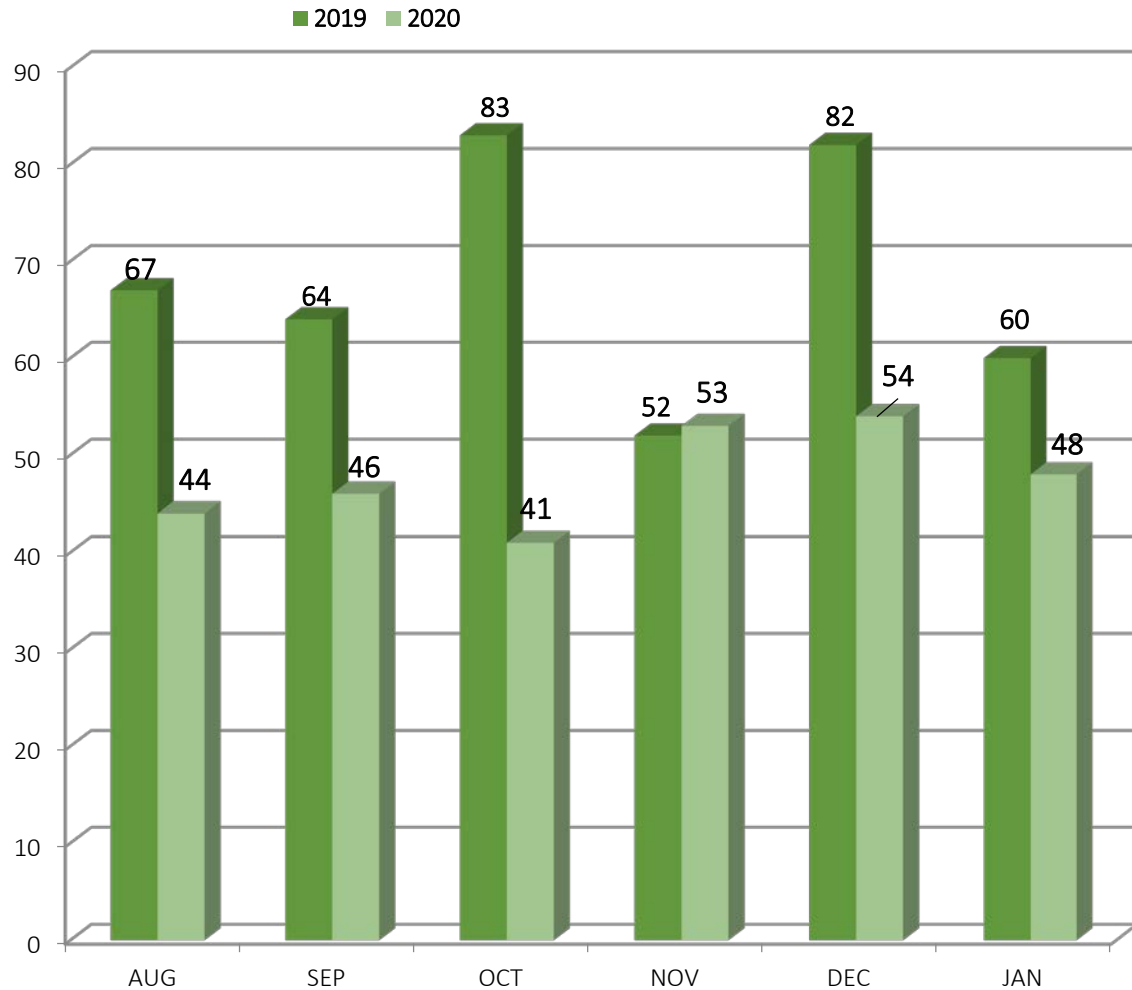
PORTLAND, CITY-WIDE JANUARY 2020 HOUSING PLACEMENTS BY MONTH



*Starting November, 2013, Oxford Street Shelter shifted prioritization of housing placements to their 30 longest-term stayers.

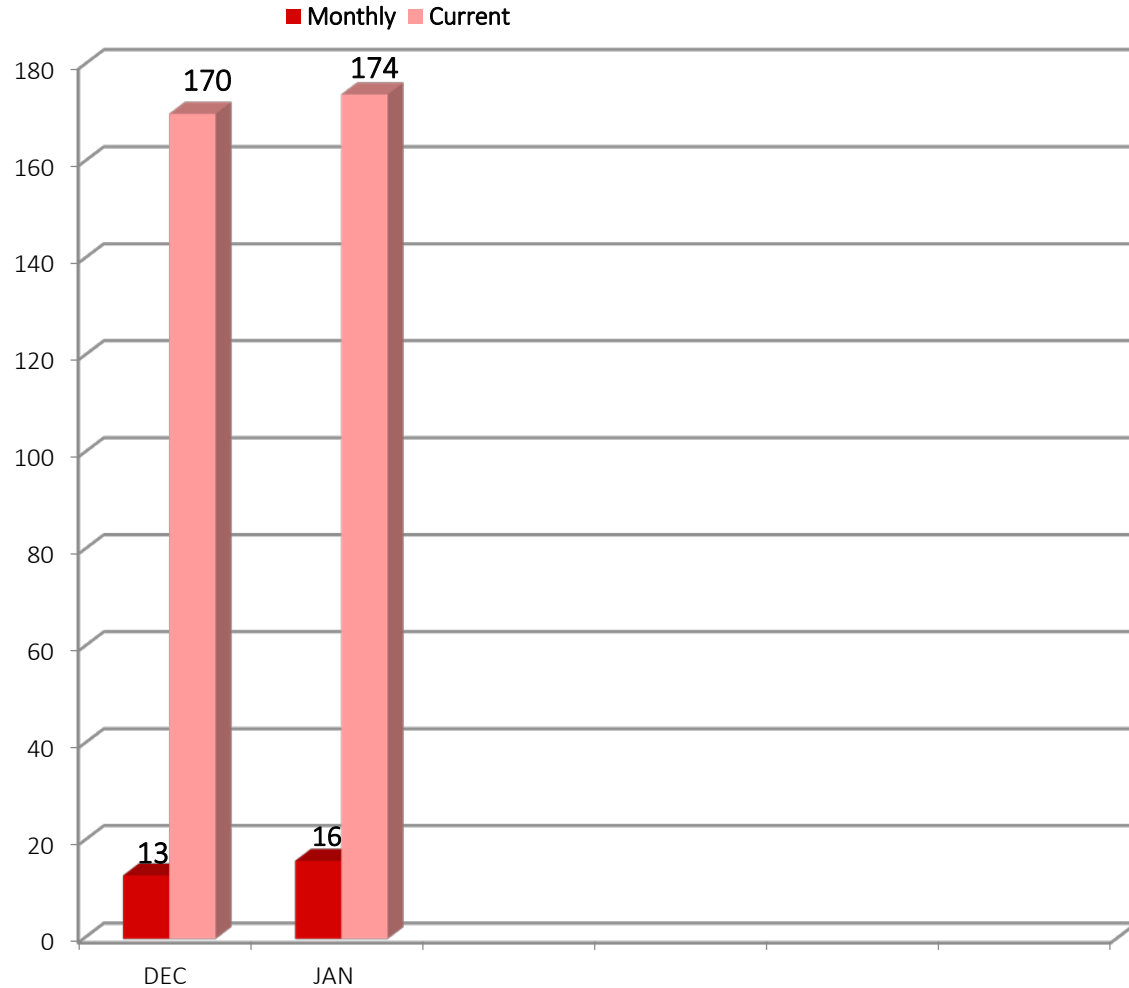
	TOTAL HOUSING PLACEMENTS	TRANSITIONAL	PERMANENT
Through These Doors	3/3	1/1	2/2
Family Shelter	10/35		10/35
Joe Kreisler	4	2	2
Milestone	4		4
Oxford Street (Men)	12		12
Oxford Street (Women)	3		3
Florence House	0		
TOTAL	36	3	33

PORTLAND, CITY-WIDE JANUARY 2020 1st TIME HOMELESSNESS STATISTICS (BASED ON SELF-REPORTING)




1 ST TIME HOMELESSNESS STATISTICS	1 st Time Homeless Intakes	% of Total Intake	% of Total First Time Homeless Intakes
Through These Doors	1/1	0.63%	2%
Family Shelter	12/35	7.55%	25%
Joe Kreisler	1	0.63%	2%
Milestone	10	6.29%	21%
Oxford Street (Men)	18	11.32%	38%
Oxford Street (Women)	5	3.14%	10%
Florence House	1	0.63%	2%
TOTAL	48	30.19%	100%

PORTLAND, CITY-WIDE JANUARY 2020 CTOs FROM SHELTER



CTO STATISTICS	CTOs in the Month	Medical Restrictions by Month	Current CTOs
Family Shelter	0	0	0
Joe Kreisler	1	0	6
Milestone	6	0	46
Oxford Street Shelter	9	0	120
Florence House	0	0	2
TOTAL	16	0	174



PORTLAND, CITY-WIDE JANUARY 2020 SHELTER COUNT BY NIGHT

On January : 21

547 individuals

(including families)

were utilizing shelter services in
Portland

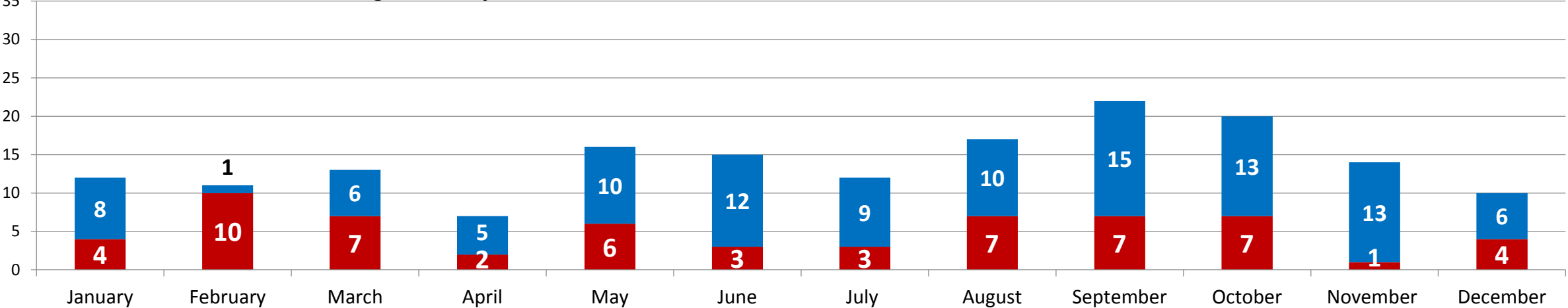
Calendar Day	Through These Doors	Family Shelter	Florence House	Joe Kreisler	Milestone	OSS Beds	OSS Chairs	Total Bed Nights
1	16	201	41	15	37	180		490
2	16	215	40	17	39	176		503
3	14	215	39	16	40	159		483
4	14	215	40	15	45	168		497
5	14	220	38	13	43	182		510
6	14	227	38	15	39	183		516
7	14	229	37	20	43	188		531
8	14	219	38	21	45	183		520
9	15	222	41	21	49	181		529
10	16	219	38	20	45	159		497
11	16	218	39	17	44	166		500
12	16	215	40	17	45	191		524
13	16	223	39	17	48	194		537
14	16	212	39	15	49	197		528
15	16	219	40	14	41	196		526
16	16	214	40	23	44	191		528
17	16	214	40	14	42	187		513
18	16	205	42	18	43	176		500
19	16	205	41	16	38	185		501
20	16	208	42	17	41	199		523
21	16	224	41	18	50	198		547
22	16	220	40	19	44	182		521
23	16	221	40	22	42	185		526
24	16	221	38	20	44	170		509
25	16	217	40	22	46	178		519
26	16	209	40	19	41	186		511
27	15	209	39	17	43	186		509
28	15	213	40	23	48	176		515
29	15	213	40	22	44	185		519
30	16	198	39	24	44	179		500
31	16	198	37	17	38	165		471
Total*	480	6,658	1,226	564	1344	5631	0	15,903
Avg/night*	15	215	40	18	43	182	0	513
Highest*	16	229	42	24	50	199	0	547
Lowest*	14	198	37	13	37	159	0	471

OXFORD STREET SHELTER & COMMUNITY OVERFLOW HOUSING PLACEMENT DATA

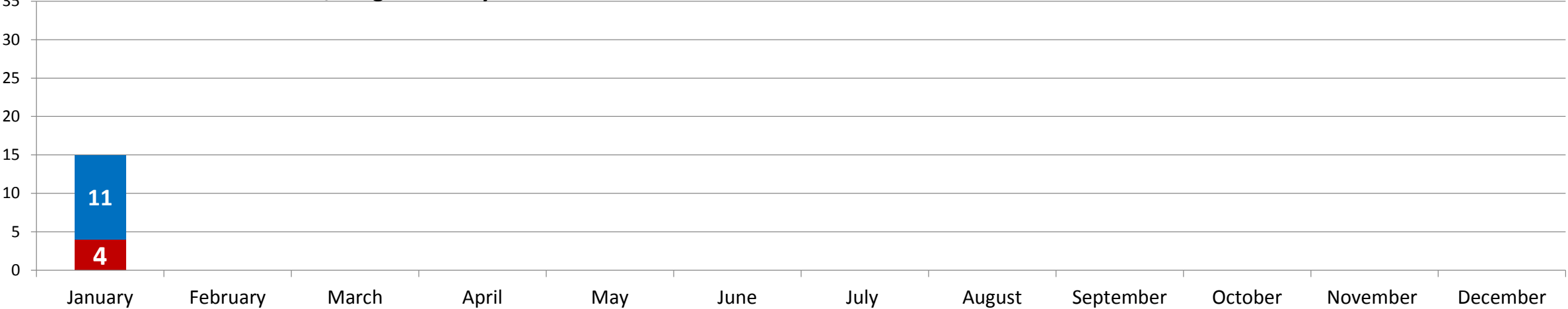
Non-LTS

LTS


2019 OSS Placements: Non/Long Term Stayer



2020 OSS Placements: Non/Long Term Stayer



OXFORD STREET SHELTER & COMMUNITY OVERFLOW PERMANENT AND TRANSITIONAL 2020 HOUSING PLACEMENT DATA



	Jan	Feb	Mar	Apr	May	Jun	Jul	Aug	Sep	Oct	Nov	Dec	TOTAL	%
TOTAL HOUSING PLACEMENTS	15												15	100%
Portland	6												6	40.0%
Biddeford														0.0%
Lewiston														0.0%
Old Orchard Beach	1												1	6.7%
Saco														0.0%
South Portland														0.0%
Westbrook														0.0%
Yarmouth														0.0%
Other Maine Towns														0.0%
York County Shelter														0.0%
Reunification with friends/family in another Maine town*	1												1	6.7%
Reunification with friends/family in another state*	7												7	46.7%

