

# PORTLAND HOMELESS SHELTERS

Average Total Number of Individuals Residing in Shelters per Night:

	<b>February 2019</b>	<b>February 2020</b>
<b>ADOLESCENTS</b>	18 Individuals	20 Individuals
<b>FAMILIES</b>	196 Individuals 64 Average Families	204 Individuals 64 Average Families
<b>ADULTS</b>	321 Individuals	256 Individuals
<b>Total</b>	<b>536 Individuals</b>	<b>480 Individuals</b>

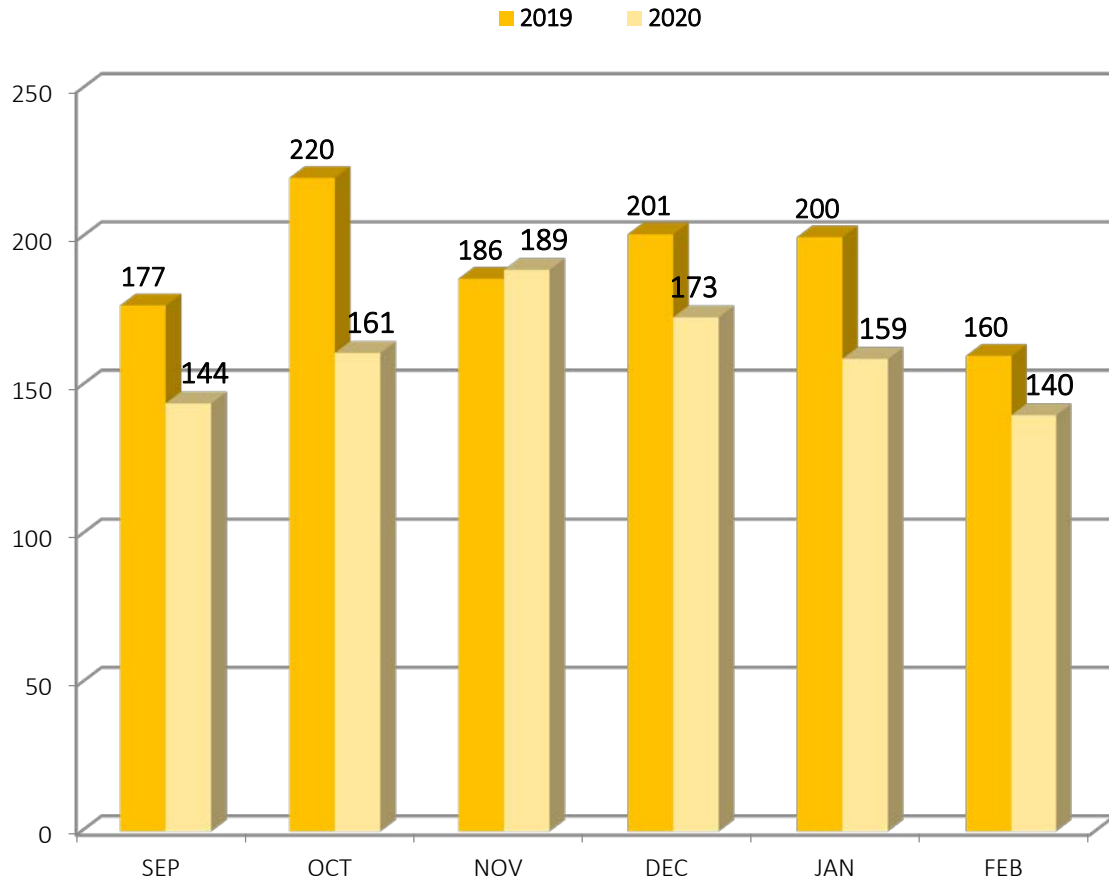
# OXFORD STREET SHELTER

## FEBRUARY 2020

### Intakes by Residency

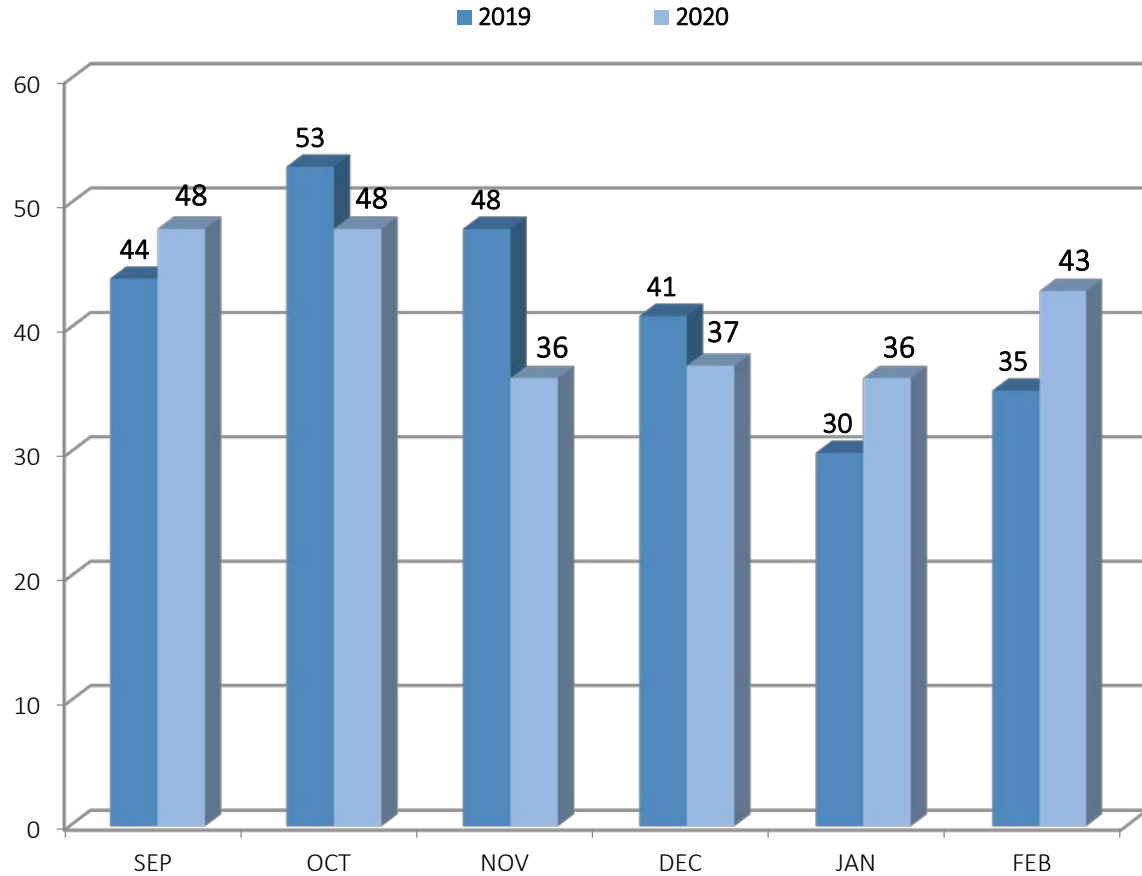
MAINE TOWN					OUT-OF-STATE					OUT-OF-COUNTRY	
Auburn	1	OOB	1		AR	1				Madagascar	1
Augusta	1	Perry	1		GA	1				Sudan	1
Bangor	3	Sanford	3		MA	1					
Biddeford	1	Searsport	1		NH	3					
Brunswick	1	Sidney	1		NY	2					
Caribou	2	Skowhegan	2		OH	1					
Falmouth	1	South Portland	4		PA	1					
Greene	1	Surry	1		SD	1					
Lewiston	5	Warren	2		TX	1					
Limerick	1	Waterboro	1		UT	1					
Lyman	1	Westbrook	4								
Mechanic Falls	1	Windham	1								
<b>MAINE TOWN:</b>	<b>41</b>	<b>OUT-OF-STATE:</b>	<b>13</b>	<b>OUT-OF-COUNTRY:</b>	<b>2</b>	<b>PORTLAND:</b>	<b>23</b>	<b>Unknown:</b>		<b>TOTAL:</b>	<b>79</b>

# PORTLAND, CITY-WIDE FEBRUARY 2020 SHELTER INTAKES BY MONTH



	INTAKES
Through These Doors	8/8
Family Shelter	13/43
Joe Kreisler	7
Milestone	20
Oxford Street (Men)	60
Oxford Street (Women)	19
Florence House	13
<b>TOTAL</b>	<b>140</b>

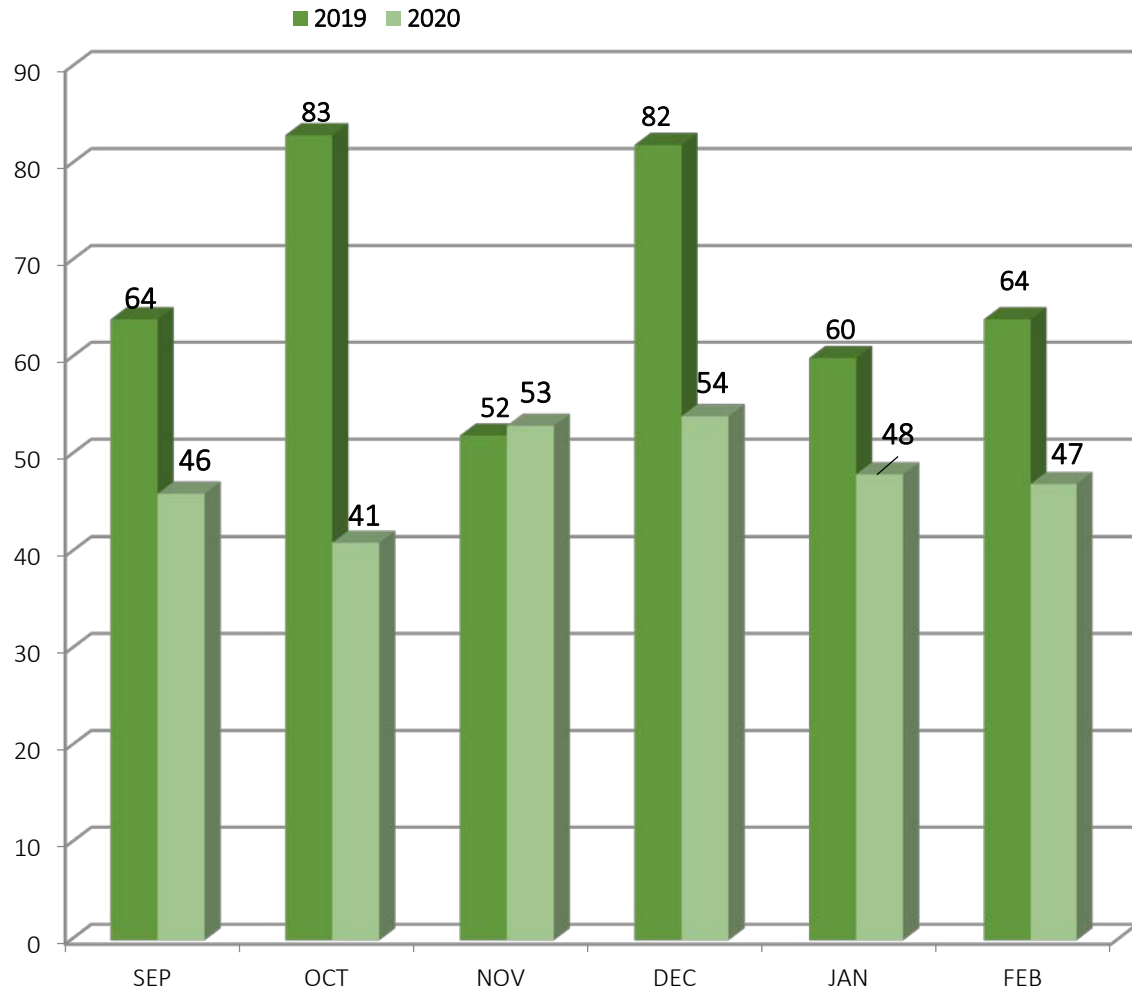
# PORTLAND, CITY-WIDE FEBRUARY 2020 HOUSING PLACEMENTS BY MONTH



\*Starting November, 2013, Oxford Street Shelter shifted prioritization of housing placements to their 30 longest-term stayers.

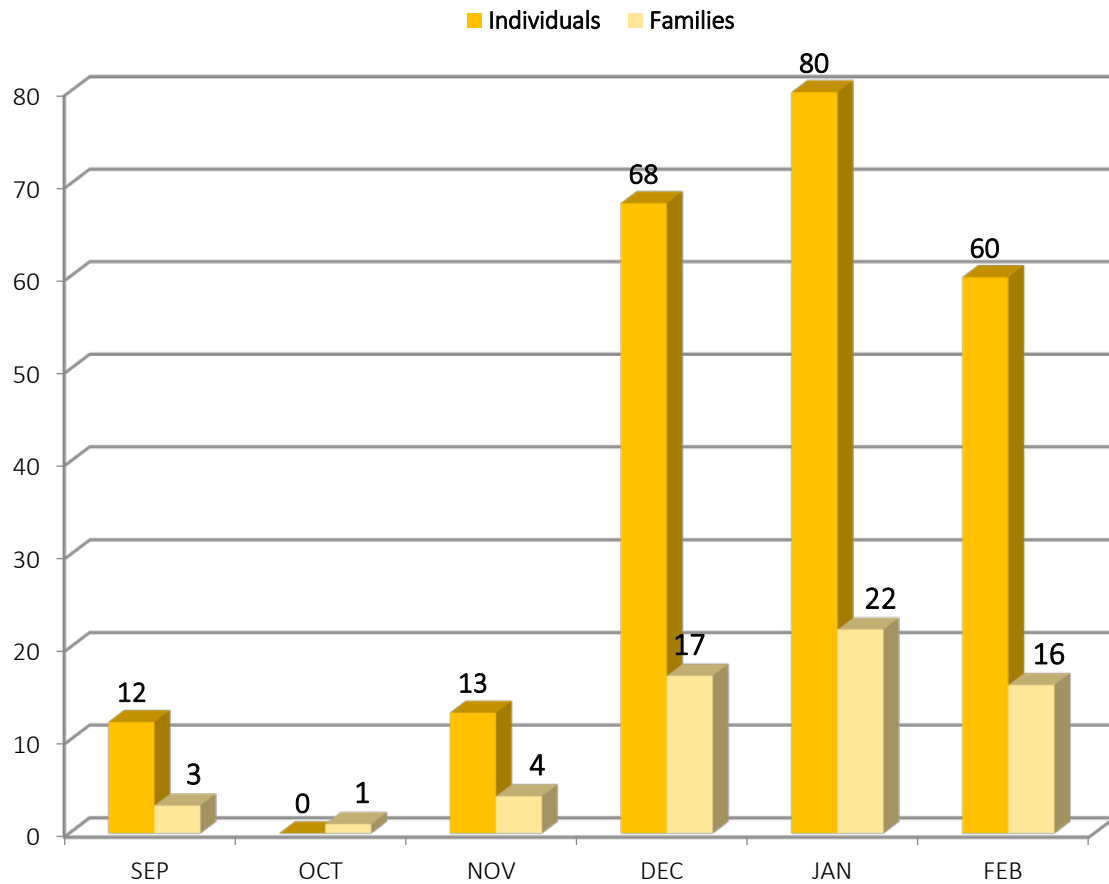
	TOTAL HOUSING PLACEMENTS	TRANSITIONAL	PERMANENT
Through These Doors	6/9	4/4	2/5
Family Shelter	12/41		12/41
Joe Kreisler	2	2	
Milestone	3		3
Oxford Street (Men)	9		9
Oxford Street (Women)	6		6
Florence House	5		5
<b>TOTAL</b>	<b>43</b>	<b>6</b>	<b>37</b>

# PORTLAND, CITY-WIDE FEBRUARY 2020 1st TIME HOMELESSNESS STATISTICS (BASED ON SELF-REPORTING)



1 <sup>ST</sup> TIME HOMELESSNESS STATISTICS	1 <sup>st</sup> Time Homeless Intakes	% of Total Intake	% of Total First Time Homeless Intakes
Through These Doors	1/1	0.71%	2%
Family Shelter	13/43	9.29%	28%
Joe Kreisler	6	4.29%	13%
Milestone	10	7.14%	21%
Oxford Street (Men)	13	9.29%	28%
Oxford Street (Women)	2	1.43%	4%
Florence House	2	1.43%	4%
<b>TOTAL</b>	<b>47</b>	<b>33.57%</b>	<b>100%</b>

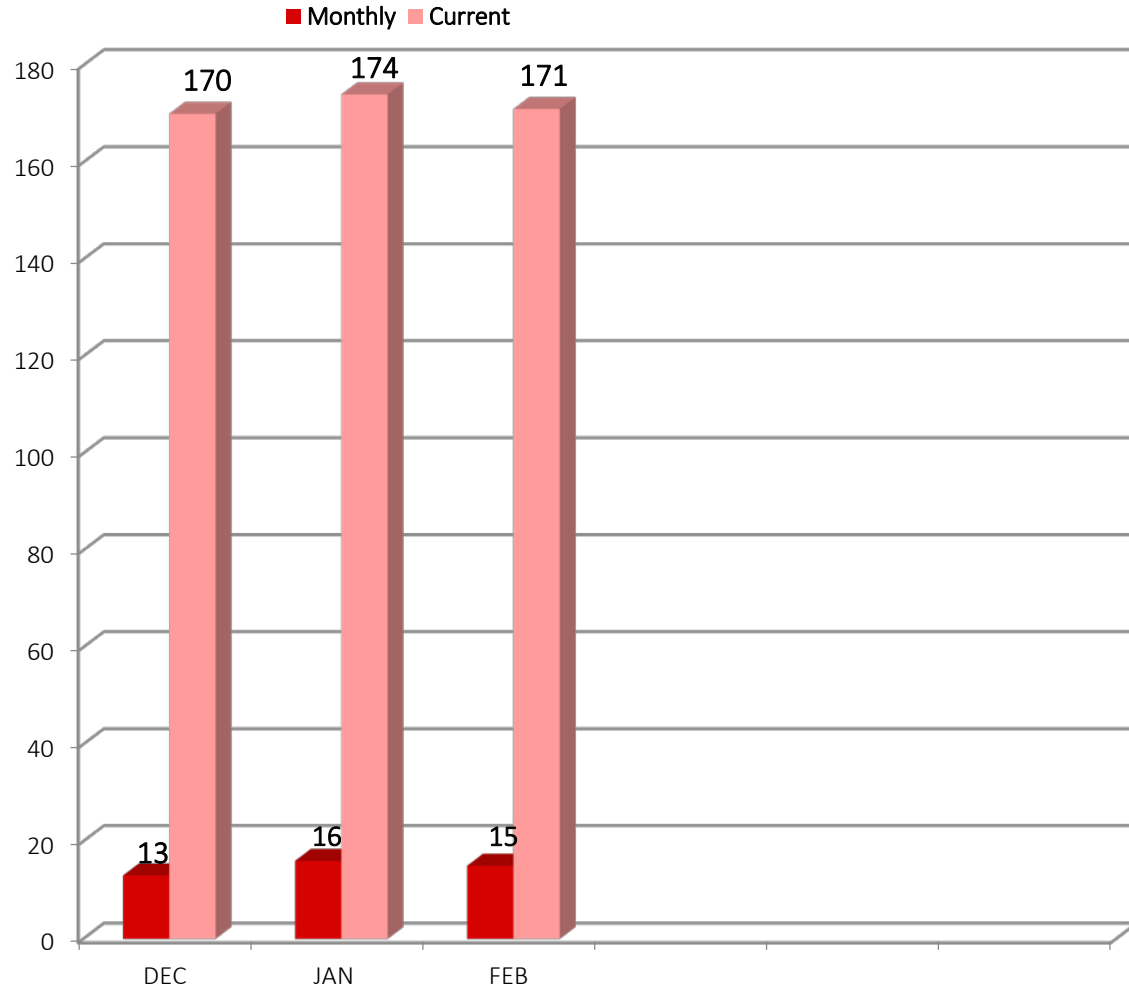
# PORTLAND, CITY-WIDE FEBRUARY 2020 WARMING CENTER STATISTICS BY MONTH




<b>Warming Center</b>	
<b>Intakes</b>	11/45
<b>Housing Placements</b>	2/11
<b>Family Promise</b>	1/4

Date	Families	Individuals
1	18	71
2	20	74
3	19	71
4	19	71
5	17	65
6	15	58
7	15	61
8	16	62
9	17	66
10	16	62
11	14	59
12	15	58
13	14	55
14	13	49
15	13	49
16	14	53
17	15	56
18	17	64
19	16	64
20	19	71
21	16	60
22	16	60
23	15	56
24	16	60
25	16	60
26	16	60
27	14	52
28	14	52
29	14	53

# PORTLAND, CITY-WIDE FEBRUARY 2020 CTOs FROM SHELTER



CTO STATISTICS	CTOs in the Month	Medical Restrictions by Month	Current CTOs
Family Shelter	0	0	0
Joe Kreisler	0	0	4
Milestone	4	0	51
Oxford Street Shelter	11	0	114
Florence House	0	0	2
<b>TOTAL</b>	<b>15</b>	<b>0</b>	<b>171</b>



# PORTLAND, CITY-WIDE FEBRUARY 2020 SHELTER COUNT BY NIGHT

On February: 19

505 individuals

*(including families)*

were utilizing shelter services in  
Portland

Calendar Day	Through These Doors	Family Shelter	Florence House	Joe Kreisler	Milestone	OSS Beds	OSS Chairs	Total Bed Nights
1	16	203	37	17	45	148		466
2	16	202	38	16	42	174		488
3	16	199	37	20	45	164		481
4	16	196	37	22	42	170		483
5	16	189	40	21	44	175		485
6	16	185	38	22	43	184		488
7	16	188	37	21	43	178		483
8	15	189	36	19	44	190		493
9	15	193	38	24	42	191		503
10	16	189	39	23	48	188		503
11	16	186	40	24	45	181		492
12	16	184	38	24	46	180		488
13	12	184	39	24	43	179		481
14	13	178	39	19	40	178		467
15	13	178	39	22	41	169		462
16	14	182	38	22	45	165		466
17	14	185	39	20	39	178		475
18	15	193	38	20	36	185		487
19	16	195	40	22	45	187		505
20	16	199	36	21	44	181		497
21	14	191	40	19	46	171		481
22	14	191	39	20	44	168		476
23	14	187	39	20	41	170		471
24	14	191	38	18	48	181		490
25	14	191	39	15	45	184		488
26	15	188	38	20	46	181		488
27	15	182	40	18	44	180		479
28	15	182	34	19	37	148		435
29	15	184	38	19	43	141		440
<b>Total*</b>	<b>433</b>	<b>5,484</b>	<b>1108</b>	<b>591</b>	<b>1256</b>	<b>5069</b>		<b>13,941</b>
<b>Avg/night*</b>	<b>15</b>	<b>189</b>	<b>38</b>	<b>20</b>	<b>43</b>	<b>175</b>		<b>481</b>
<b>Highest*</b>	<b>16</b>	<b>203</b>	<b>40</b>	<b>24</b>	<b>48</b>	<b>191</b>		<b>505</b>
<b>Lowest*</b>	<b>12</b>	<b>178</b>	<b>34</b>	<b>15</b>	<b>36</b>	<b>141</b>		<b>435</b>

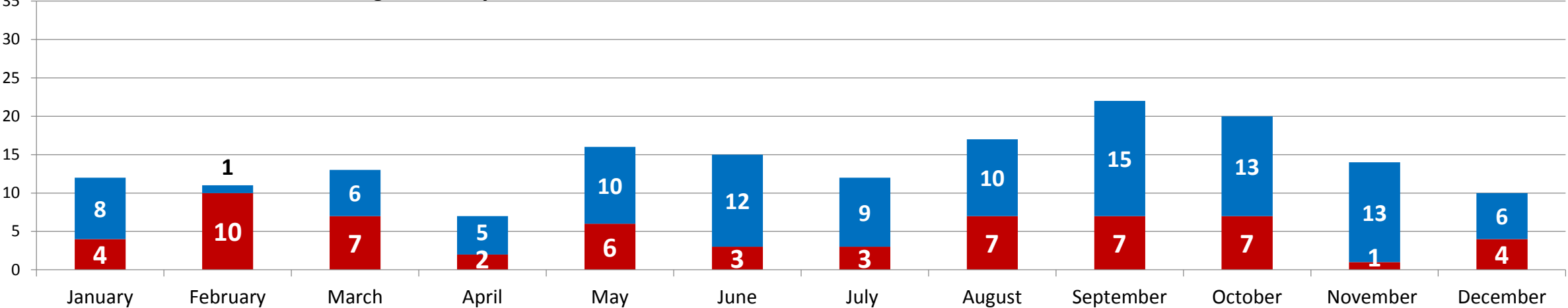


# OXFORD STREET SHELTER & COMMUNITY OVERFLOW HOUSING PLACEMENT DATA

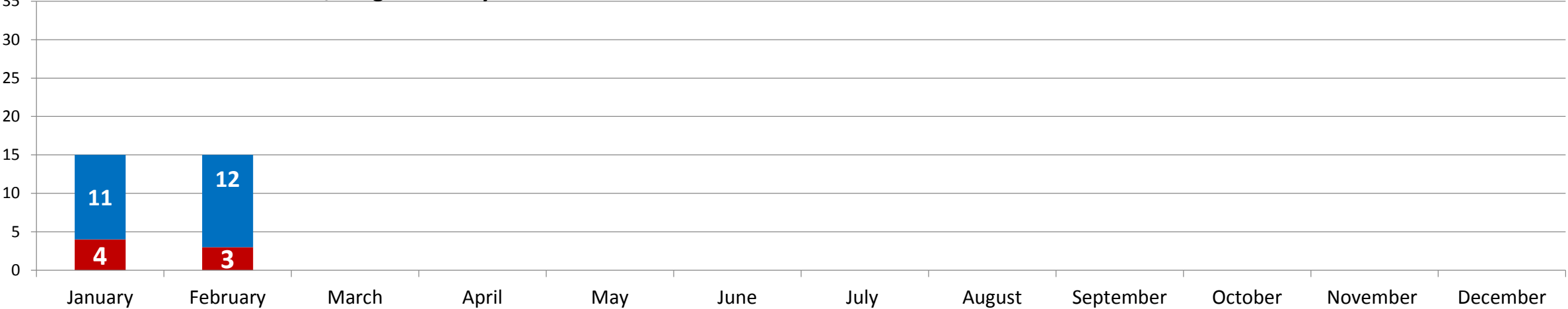
Non-LTS

LTS


**2019 OSS Placements: Non/Long Term Stayer**



**2020 OSS Placements: Non/Long Term Stayer**



# OXFORD STREET SHELTER & COMMUNITY OVERFLOW PERMANENT AND TRANSITIONAL 2020 HOUSING PLACEMENT DATA



	Jan	Feb	Mar	Apr	May	Jun	Jul	Aug	Sep	Oct	Nov	Dec	TOTAL	%
<b>TOTAL HOUSING PLACEMENTS</b>	<b>15</b>	<b>15</b>											<b>30</b>	<b>100%</b>
<b>Portland</b>	<b>6</b>	<b>7</b>											<b>13</b>	<b>43.3%</b>
<b>Biddeford</b>														<b>0.0%</b>
<b>Lewiston</b>														<b>0.0%</b>
<b>Old Orchard Beach</b>	<b>1</b>												<b>1</b>	<b>3.3%</b>
<b>Saco</b>														<b>0.0%</b>
<b>South Portland</b>														<b>0.0%</b>
<b>Westbrook</b>														<b>0.0%</b>
<b>Yarmouth</b>														<b>0.0%</b>
<b>Other Maine Towns</b>		<b>2</b>											<b>2</b>	<b>6.7%</b>
<b>York County Shelter</b>														<b>0.0%</b>
<b>Reunification with friends/family in another Maine town*</b>	<b>1</b>												<b>1</b>	<b>3.3%</b>
<b>Reunification with friends/family in another state*</b>	<b>7</b>	<b>6</b>											<b>13</b>	<b>43.3%</b>

