

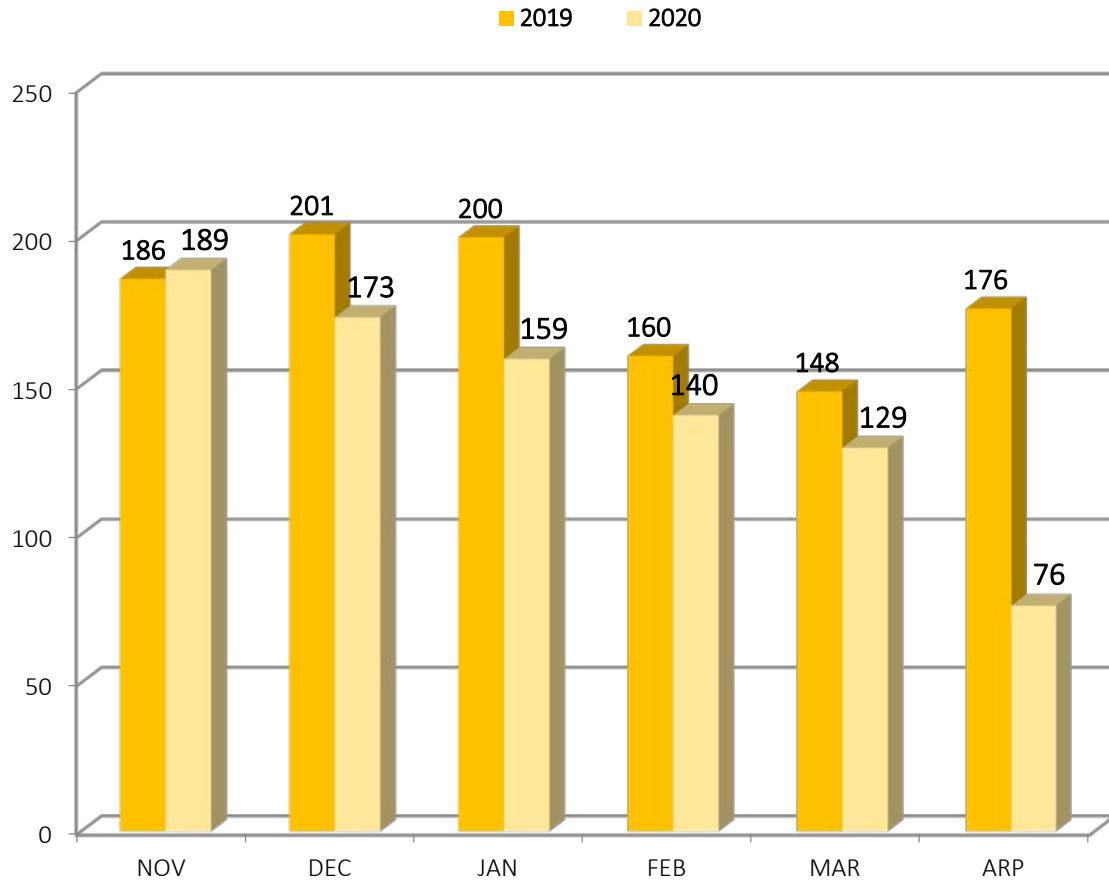
# PORTLAND HOMELESS SHELTERS

Average Total Number of Individuals Residing in Shelters per Night:

	<b>April 2019</b>	<b>April 2020</b>
<b>ADOLESCENTS</b>	21 Individuals	13 Individuals
<b>FAMILIES</b>	177 Individuals 58 Average Families	204 Individuals 72 Average Families
<b>ADULTS</b>	304 Individuals	216 Individuals
<b>Total</b>	<b>502 Individuals</b>	<b>433 Individuals</b>

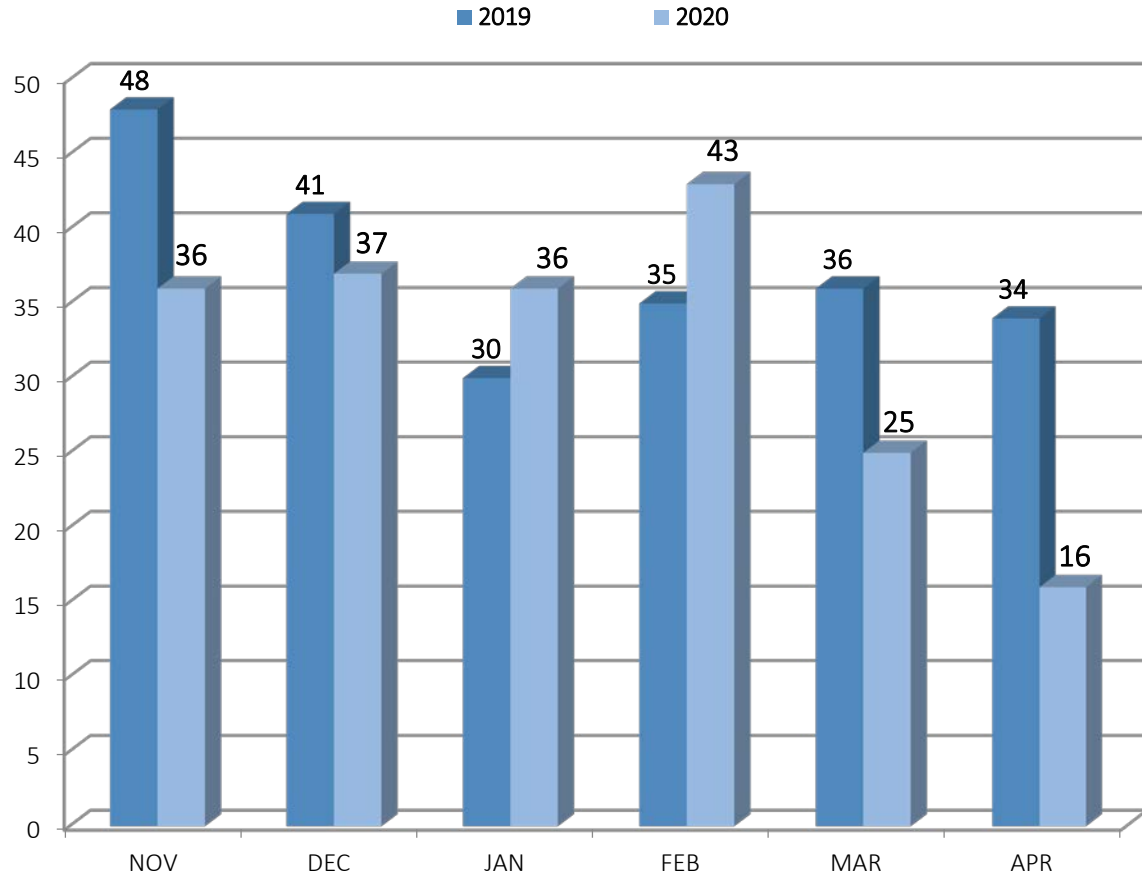


# PORTLAND, CITY-WIDE APRIL 2020 SHELTER INTAKES BY MONTH



	INTAKES
Through These Doors	5/7
Family Shelter	0/0
Joe Kreisler	4
Milestone	2
Oxford Street (Men)	0
Oxford Street (Women)	0
Florence House	3
Sullivan Wellness Shelter	62
<b>TOTAL</b>	<b>76</b>

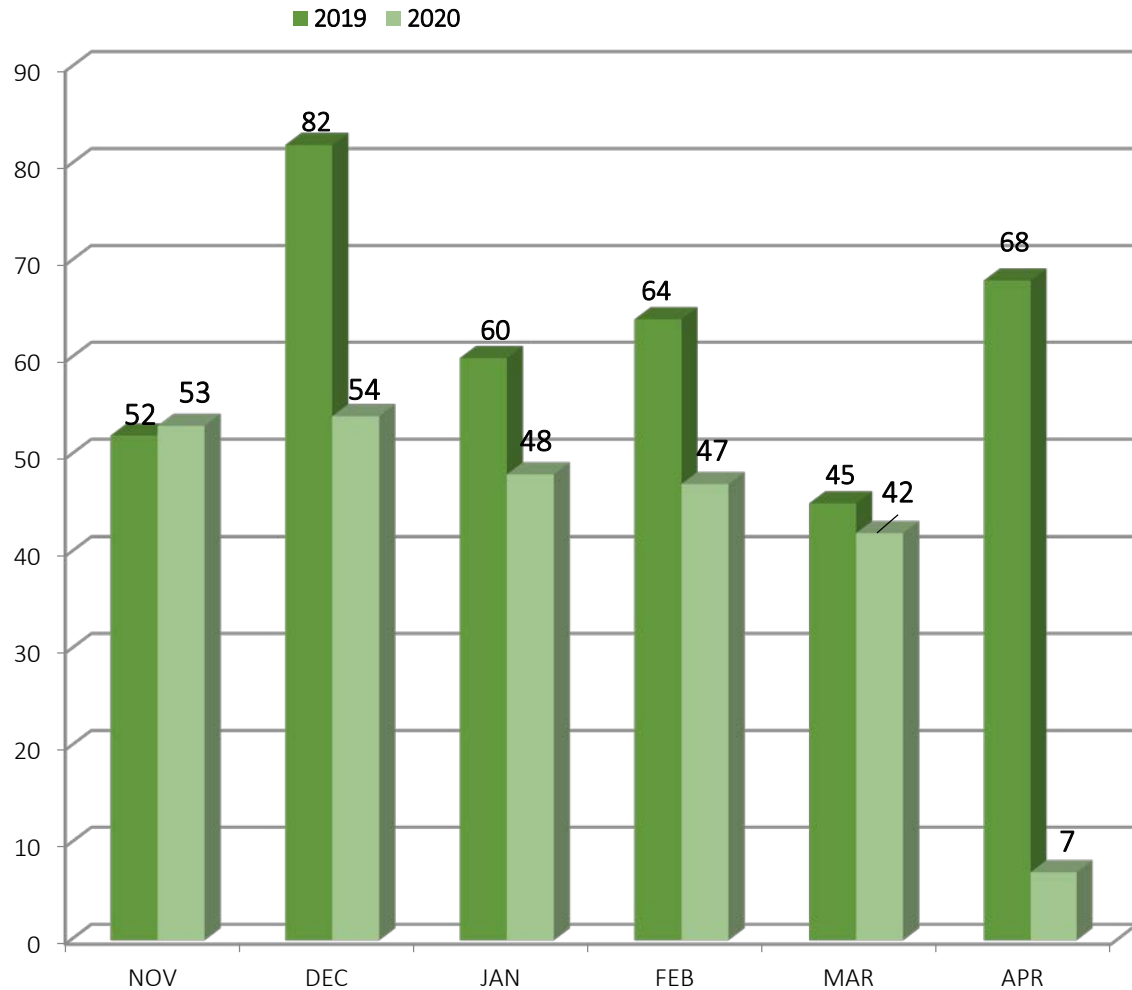
# PORTLAND, CITY-WIDE APRIL 2020 HOUSING PLACEMENTS BY MONTH



**\*Starting November, 2013, Oxford Street Shelter shifted prioritization of housing placements to their 30 longest-term stayers.**

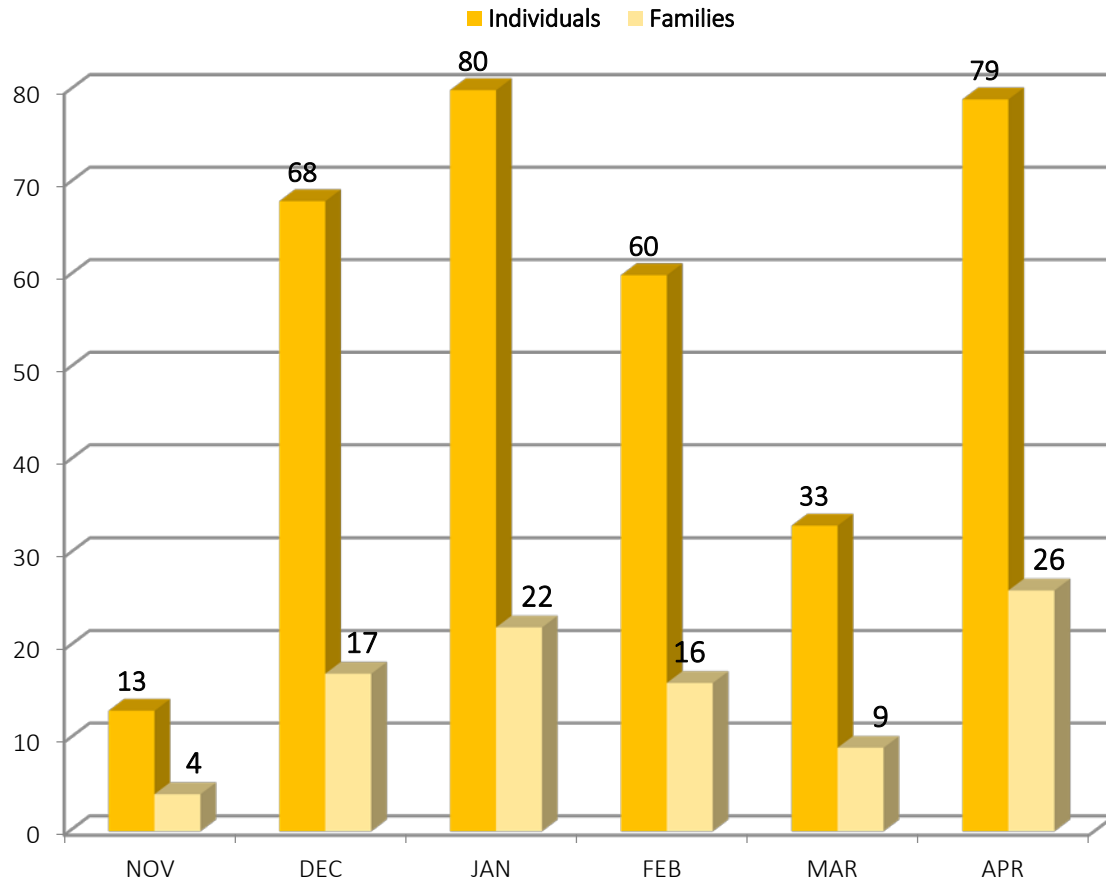
	TOTAL HOUSING PLACEMENTS	TRANSITIONAL	PERMANENT
Through These Doors	4/6	/	4/6
Family Shelter	2/6		2/6
Joe Kreisler	1	1	
Milestone	2		2
Oxford Street (Men)	2		2
Oxford Street (Women)	1		1
Florence House	3		3
Sullivan Wellness Shelter	1	1	
<b>TOTAL</b>	<b>16</b>	<b>2</b>	<b>14</b>

# PORTLAND, CITY-WIDE APRIL 2020 1st TIME HOMELESSNESS STATISTICS (BASED ON SELF-REPORTING)



1 <sup>ST</sup> TIME HOMELESSNESS STATISTICS	1 <sup>st</sup> Time Homeless Intakes	% of Total Intake	% of Total First Time Homeless Intakes
Through These Doors	2/4	3%	29%
Family Shelter	0/0	%	%
Joe Kreisler	3	4%	43%
Milestone	1	1%	14%
Oxford Street (Men)	0	%	%
Oxford Street (Women)	0	%	%
Florence House	0	%	%
Sullivan Wellness Shelter	1	1%	14%
<b>TOTAL</b>	<b>7</b>	<b>9%</b>	<b>100%</b>

# PORTLAND, CITY-WIDE APRIL 2020 WARMING CENTER STATISTICS BY MONTH



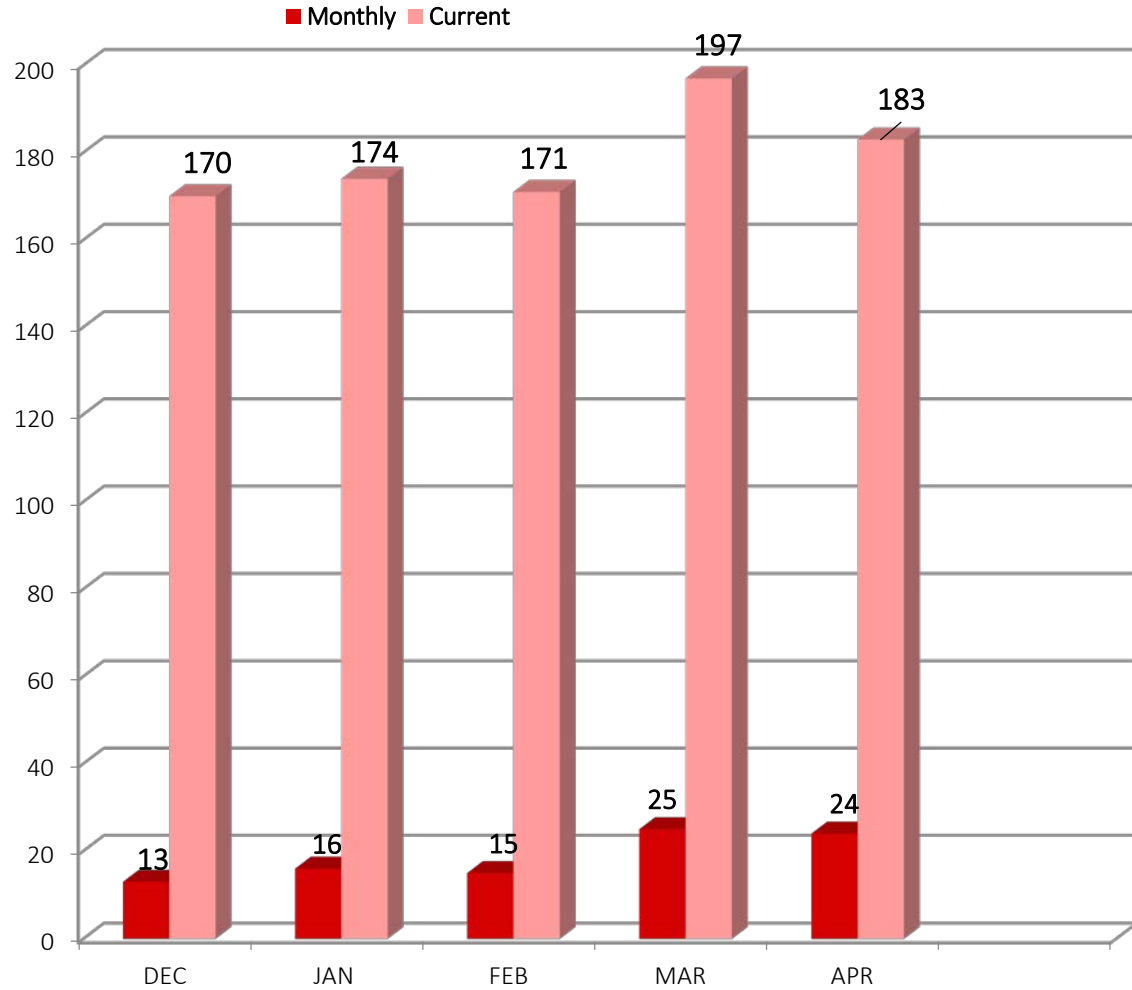
Warming Center	
Intakes*	3/11
Housing Placements	2/10
Family Promise	/

\*One family of three presented to GA and was assisted with a hotel but would have gone into the warming center under normal circumstances.

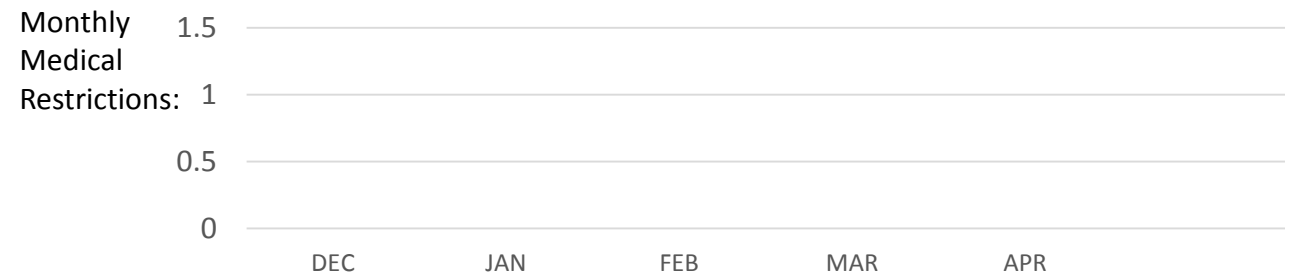
Date	Families	Individuals
1	13	36
2	26	77
3	27	80
4	27	80
5	27	80
6	27	80
7	27	80
8	27	80
9	27	80
10	27	80
11	27	80
12	27	80
13	27	78
14	27	78
15	27	78
16	27	78
17	26	79
18	26	79
19	26	79
20	26	79
21	27	82
22	27	82
23	27	82
24	27	82
25	27	82
26	27	82
27	27	82
28	27	82
29	28	87
30	28	87

# PORTLAND, CITY-WIDE APRIL 2020 CTOs FROM SHELTER

\*Not a shelter guest



CTO STATISTICS	CTOs in the Month	Medical Restrictions by Month	Current CTOs
Family Shelter	0	0	1*
Joe Kreisler	2	0	5
Milestone	7	0	49
Oxford Street Shelter	13	0	124
Florence House	2	0	4
Sullivan Wellness Shelter	0	0	0
<b>TOTAL</b>	<b>24</b>	<b>0</b>	<b>183</b>



PORTLAND, CITY-WIDE  
 APRIL 2020  
 SHELTER COUNT BY NIGHT

Calendar Day	Through These Doors	Family Shelter	Florence House	Joe Kreisler	Milestone	OSS Beds	Sullivan Wellness Shelter	Total Bed Nights
1	16	150	39	12	31	120	0	368
2	16	191	39	12	33	142	0	433
3	16	194	38	13	31	114	16	422
4	16	194	38	14	28	121	18	429
5	15	194	39	13	29	126	19	435
6	16	194	40	15	29	131	19	444
7	16	194	39	14	30	125	20	438
8	16	194	39	14	33	126	21	443
9	16	194	41	14	33	130	22	450
10	14	194	40	14	25	121	26	434
11	14	194	39	14	28	120	25	434
12	14	194	40	12	29	114	33	436
13	14	192	40	12	33	116	40	447
14	14	192	40	12	31	112	47	448
15	14	192	40	13	31	109	49	448
16	14	192	40	13	29	112	49	449
17	14	191	40	12	25	112	49	443
18	14	187	39	13	25	117	48	443
19	14	187	39	11	23	115	49	438
20	14	187	40	12	29	114	49	445
21	14	190	39	12	31	107	49	442
22	14	190	38	14	26	107	48	437
23	14	190	38	13	29	100	46	430
24	13	190	34	13	28	101	44	423
25	13	190	35	11	31	96	41	417
26	13	190	35	13	33	96	41	421
27	13	190	35	10	36	107	40	431
28	13	190	32	10	33	94	44	416
29	13	195	37	10	33	99	44	431
30	13	195	39	10	30	90	44	421
<b>Total*</b>	<b>430</b>	<b>5,711</b>	<b>1,151</b>	<b>375</b>	<b>895</b>	<b>3,394</b>	<b>1,040</b>	<b>12,996</b>
<b>Avg/night*</b>	<b>14</b>	<b>190</b>	<b>38</b>	<b>13</b>	<b>30</b>	<b>113</b>	<b>35</b>	<b>433</b>
<b>Highest*</b>	<b>16</b>	<b>195</b>	<b>41</b>	<b>15</b>	<b>36</b>	<b>142</b>	<b>49</b>	<b>450</b>
<b>Lowest*</b>	<b>13</b>	<b>150</b>	<b>32</b>	<b>10</b>	<b>23</b>	<b>90</b>	<b>0</b>	<b>368</b>

On April: 9th

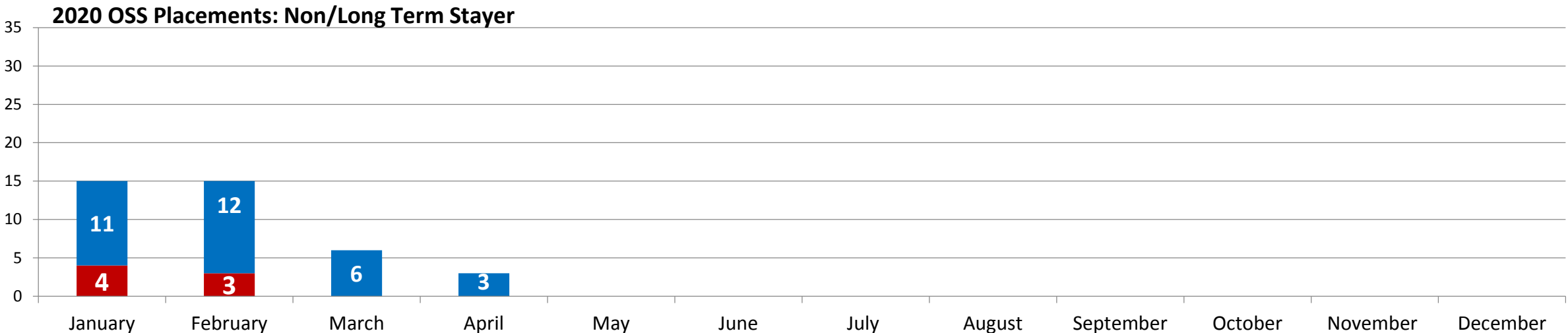
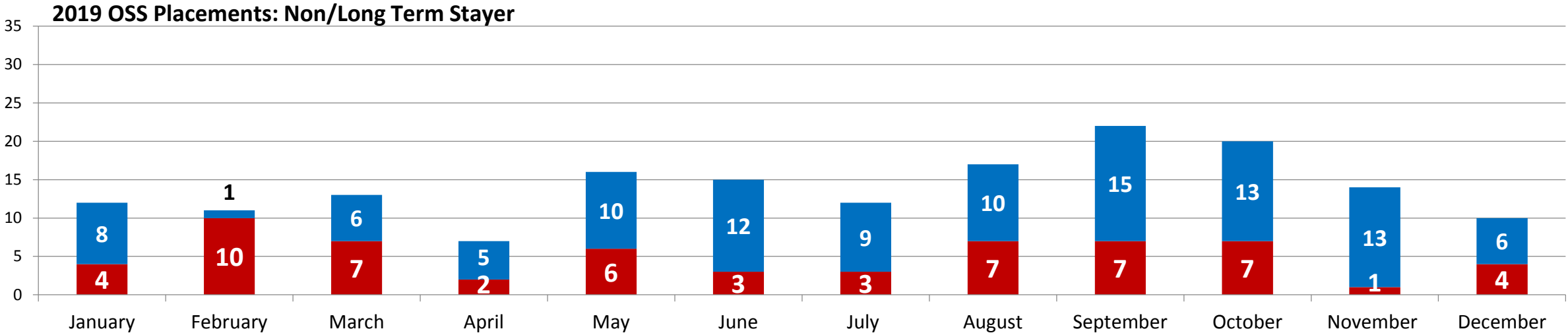
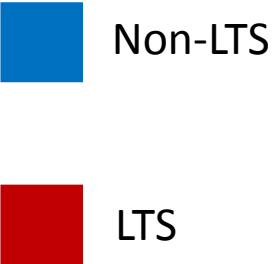
450 individuals

*(including families)*

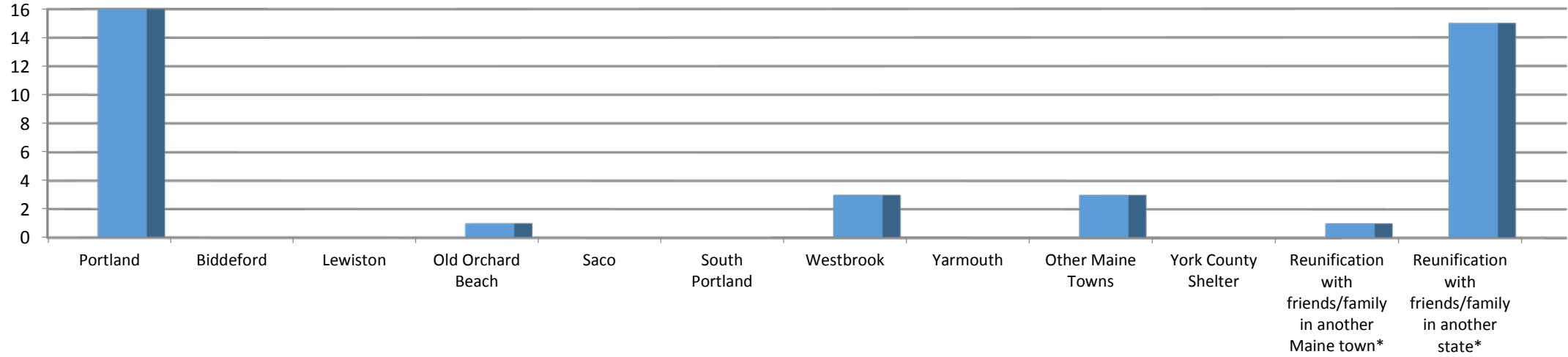
were utilizing shelter services in  
 Portland



# OXFORD STREET SHELTER & COMMUNITY OVERFLOW HOUSING PLACEMENT DATA



# OXFORD STREET SHELTER & COMMUNITY OVERFLOW PERMANENT AND TRANSITIONAL 2020 HOUSING PLACEMENT DATA



	Jan	Feb	Mar	Apr	May	Jun	Jul	Aug	Sep	Oct	Nov	Dec	TOTAL	%
<b>TOTAL HOUSING PLACEMENTS</b>	<b>15</b>	<b>15</b>	<b>6</b>	<b>3</b>									<b>39</b>	<b>100%</b>
<b>Portland</b>	<b>6</b>	<b>7</b>	<b>2</b>	<b>1</b>									<b>16</b>	<b>41%</b>
<b>Biddeford</b>														<b>0.0%</b>
<b>Lewiston</b>														<b>0.0%</b>
<b>Old Orchard Beach</b>	<b>1</b>												<b>1</b>	<b>2.6%</b>
<b>Saco</b>														<b>0.0%</b>
<b>South Portland</b>														<b>0.0%</b>
<b>Westbrook</b>			<b>1</b>	<b>2</b>									<b>3</b>	<b>7.7%</b>
<b>Yarmouth</b>														<b>0.0%</b>
<b>Other Maine Towns</b>		<b>2</b>	<b>1</b>										<b>3</b>	<b>7.7%</b>
<b>York County Shelter</b>														<b>0.0%</b>
<b>Reunification with friends/family in another Maine town*</b>	<b>1</b>												<b>1</b>	<b>2.6%</b>
<b>Reunification with friends/family in another state*</b>	<b>7</b>	<b>6</b>	<b>2</b>										<b>15</b>	<b>38.5%</b>

