

# PORTLAND HOMELESS SHELTERS

Average Total Number of Individuals Residing in Shelters per Night:

	May 2019	May 2020
<b>ADOLESCENTS</b>	19 Individuals	10 Individuals
<b>FAMILIES</b>	162 Individuals 54 Average Families	212 Individuals 74 Average Families
<b>ADULTS</b>	282 Individuals	200 Individuals
<b>Total</b>	<b>463 Individuals</b>	<b>422 Individuals</b>

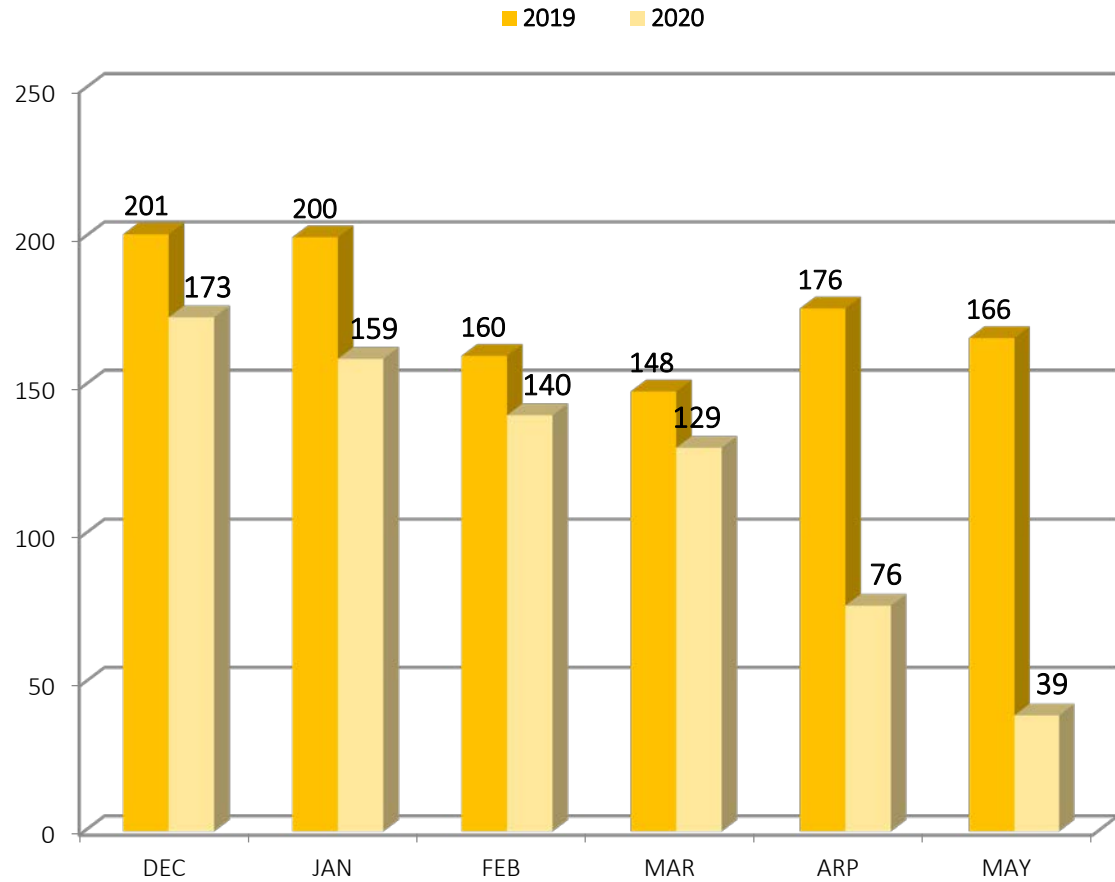
# OXFORD STREET SHELTER

## MAY 2020

### Intakes by Residency

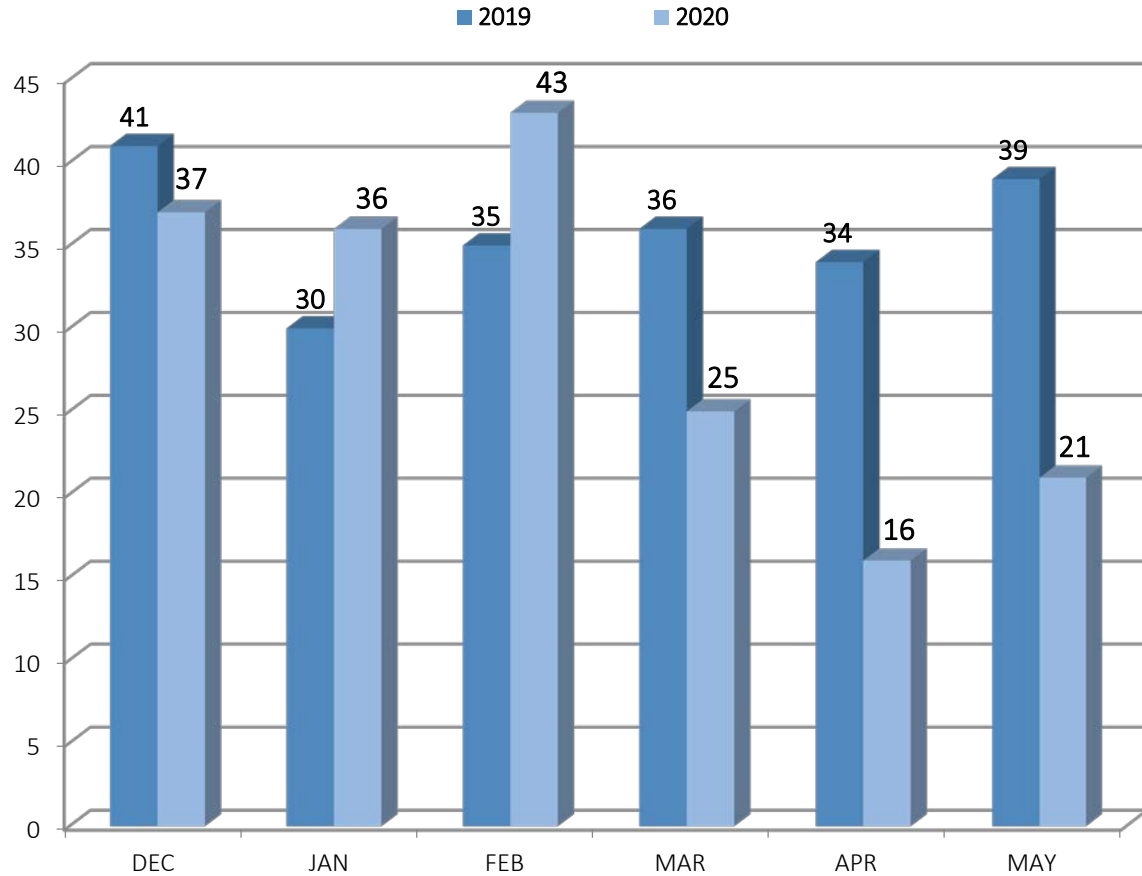
MAINE TOWN					OUT-OF-STATE					OUT-OF-COUNTRY				
<b>MAINE TOWN:</b>		<b>OUT-OF-STATE:</b>			<b>OUT-OF-COUNTRY:</b>			<b>PORTLAND:</b>		<b>Unknown:</b>		<b>TOTAL:</b>		<b>0</b>

# PORTLAND, CITY-WIDE MAY 2020 SHELTER INTAKES BY MONTH



3	INTAKES
Through These Doors	9/11
Family Shelter	0/0
Joe Kreisler	2
Milestone	3
Oxford Street (Men)	0
Oxford Street (Women)	0
Florence House	6
Sullivan Wellness Shelter	19
<b>TOTAL</b>	<b>39</b>

# PORTLAND, CITY-WIDE MAY 2020 HOUSING PLACEMENTS BY MONTH

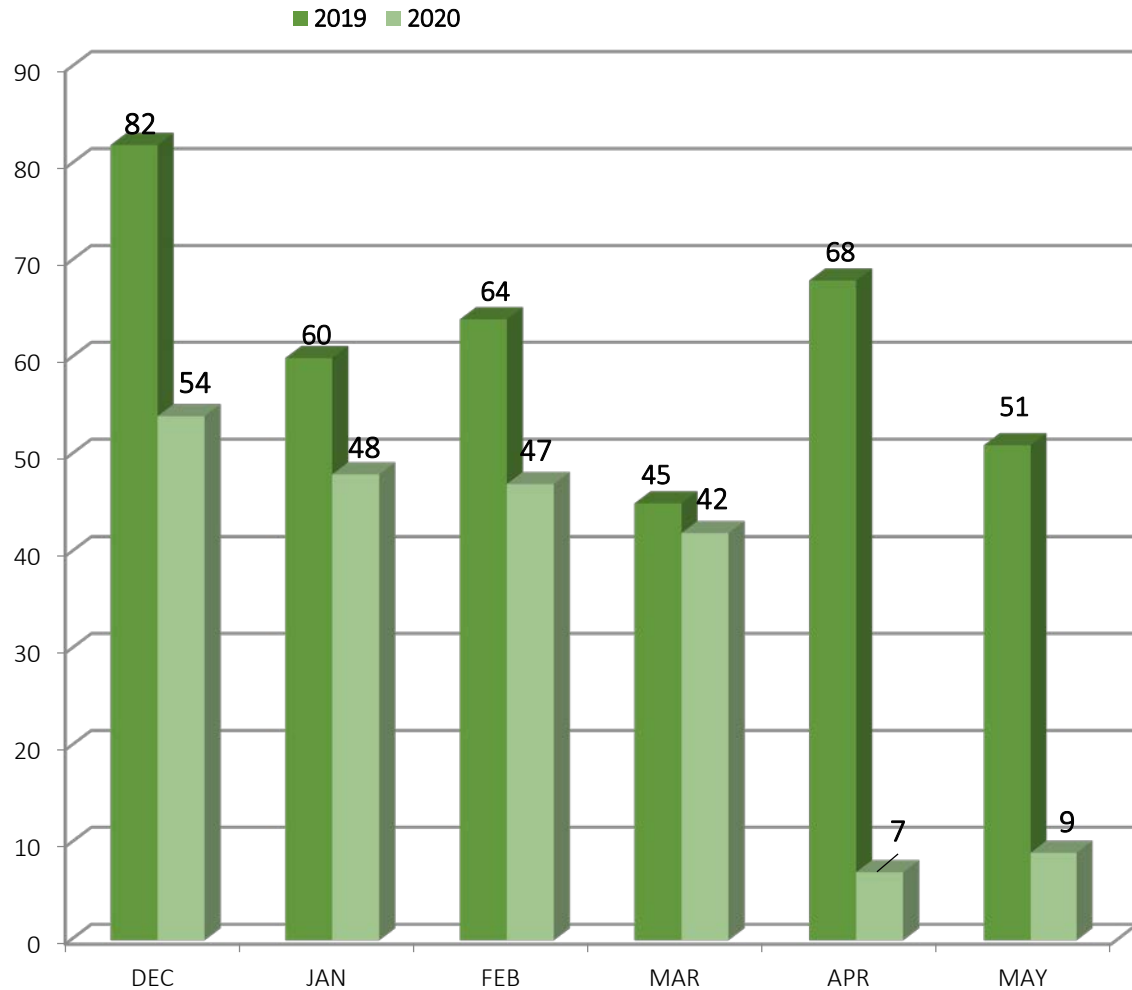


**\*Starting November, 2013, Oxford Street Shelter shifted prioritization of housing placements to their 30 longest-term stayers.**

	TOTAL HOUSING PLACEMENTS	TRANSITIONAL	PERMANENT
Through These Doors	4/6	2/2	2/4
Family Shelter	5/19		3/12
Joe Kreisler	3	3	
Milestone	0		
Oxford Street (Men)	6		6
Oxford Street (Women)	0		0
Florence House	4	1	3
Sullivan Wellness Shelter	1		1
<b>TOTAL</b>	<b>21</b>	<b>6</b>	<b>15</b>

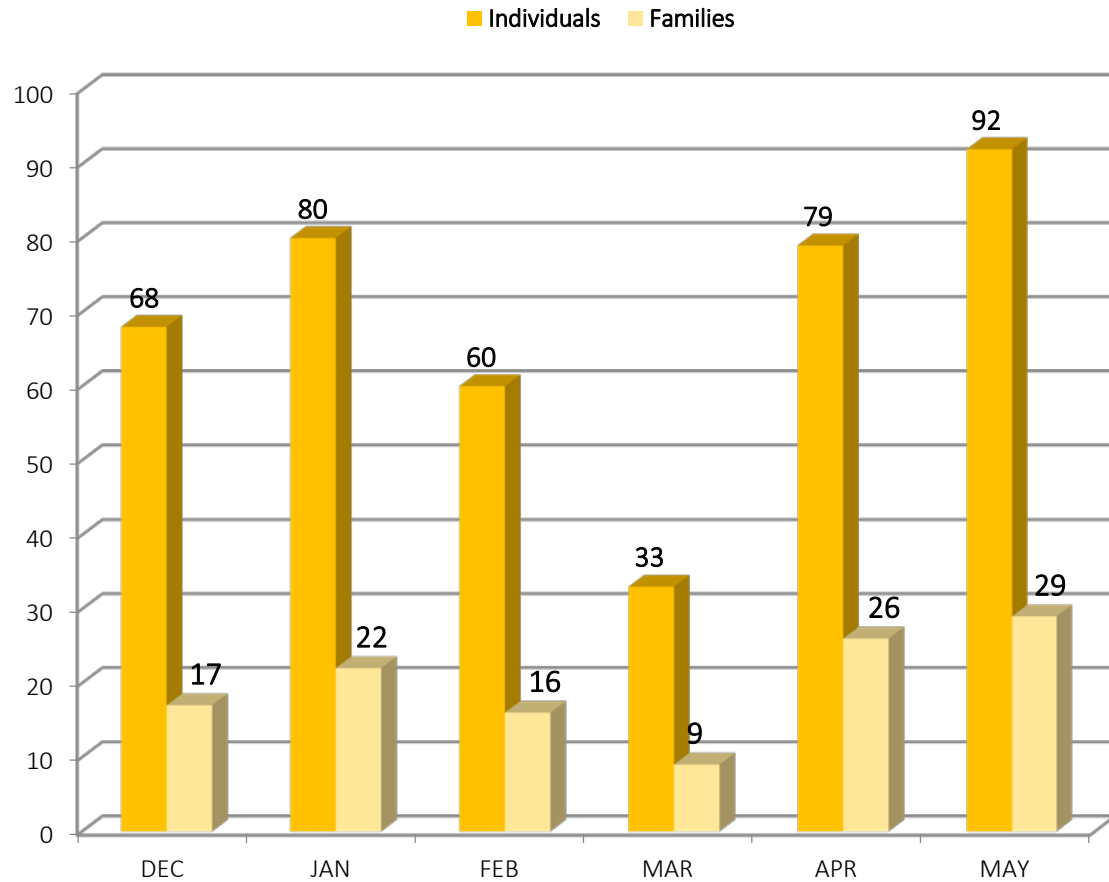
# PORTLAND, CITY-WIDE MAY 2020

## 1st TIME HOMELESSNESS STATISTICS (BASED ON SELF-REPORTING)



1 <sup>ST</sup> TIME HOMELESSNESS STATISTICS	1 <sup>st</sup> Time Homeless Intakes	% of Total Intake	% of Total First Time Homeless Intakes
Through These Doors	7/11	18%	78%
Family Shelter	0/0	%	%
Joe Kreisler	0	%	%
Milestone	0	%	%
Oxford Street (Men)	0	%	%
Oxford Street (Women)	0	%	%
Florence House	2	5%	22%
Sullivan Wellness Shelter	0	%	%
<b>TOTAL</b>	<b>9</b>	<b>23%</b>	<b>100%</b>

# PORTLAND, CITY-WIDE MAY 2020 WARMING CENTER STATISTICS BY MONTH

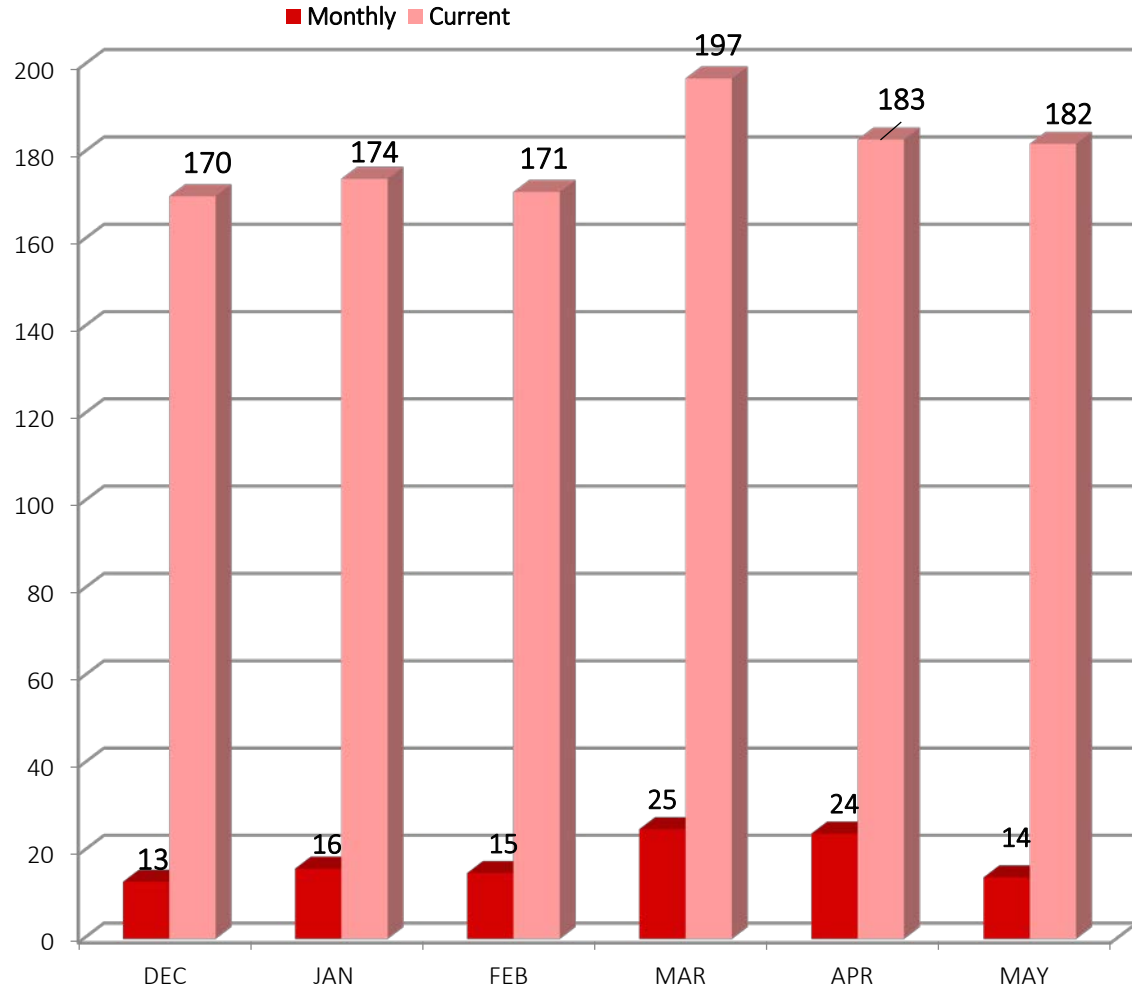


Warming Center	
Intakes	6/21
Housing Placements	2/7
Family Promise	/

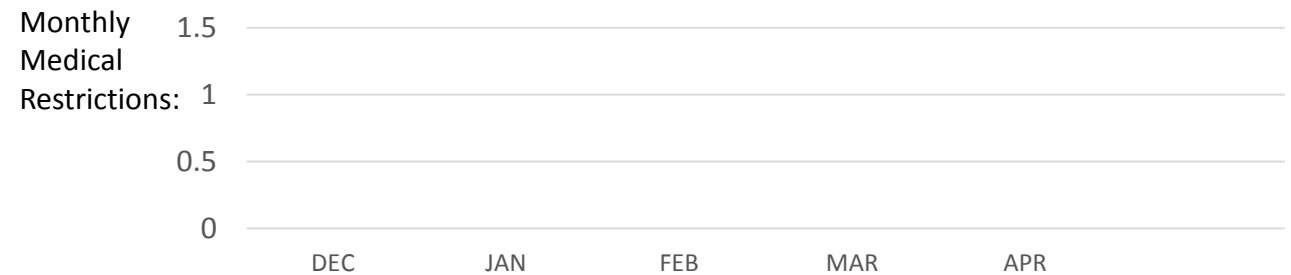
Date	Families	Individuals
1	28	87
2	28	87
3	28	87
4	28	87
5	29	92
6	29	92
7	29	92
8	30	95
9	30	95
10	30	95
11	30	95
12	30	95
13	29	93
14	29	93
15	30	92
16	29	92
17	29	92
18	29	92
19	29	92
20	29	92
21	29	92
22	28	87
23	28	87
24	28	87
25	28	87
26	29	91
27	30	97
28	30	97
29	31	97
30	31	97
31	33	97

# PORTLAND, CITY-WIDE MAY 2020 CTOs FROM SHELTER

\*Not a shelter guest



CTO STATISTICS	CTOs in the Month	Medical Restrictions by Month	Current CTOs
Family Shelter	0	0	1*
Joe Kreisler	0	0	6
Milestone	5	0	52
Oxford Street Shelter	8	0	120
Florence House	1	0	3
Sullivan Wellness Shelter	0	0	0
<b>TOTAL</b>	<b>14</b>	<b>0</b>	<b>182</b>



# PORTLAND, CITY-WIDE MAY 2020 SHELTER COUNT BY NIGHT

Calendar Day	Through These Doors	Family Shelter	Florence House	Joe Kreisler	Milestone	OSS Beds	Sullivan Wellness Shelter	Total Bed Nights
1	14	195	35	11	29	95	48	427
2	14	195	33	8	24	86	48	408
3	14	195	35	10	28	88	45	415
4	14	195	36	12	29	103	42	431
5	16	200	36	12	26	95	42	427
6	16	200	35	13	33	97	46	440
7	16	200	34	9	26	97	47	429
8	17	199	33	10	29	95	44	427
9	17	199	32	12	31	100	47	438
10	17	199	32	12	29	100	45	434
11	19	199	34	11	34	100	49	446
12	19	199	37	10	30	94	49	438
13	19	193	36	10	31	90	45	424
14	19	193	33	12	27	92	43	419
15	19	192	35	10	30	90	40	416
16	19	192	33	9	23	93	47	416
17	19	192	36	8	37	97	48	437
18	19	192	34	9	31	95	48	428
19	16	192	37	11	30	92	48	426
20	17	192	36	10	30	95	47	427
21	18	192	34	11	31	94	48	428
22	19	183	36	10	26	82	45	401
23	19	183	34	11	27	91	44	409
24	19	183	34	8	27	92	46	409
25	19	183	33	9	25	92	48	409
26	19	187	32	8	28	88	49	411
27	23	193	35	8	21	86	49	415
28	24	193	30	9	18	84	50	408
29	24	193	30	10	17	87	50	411
30	24	193	33	9	16	86	48	409
31	24	193	35	6	18	85	44	405
<b>Total*</b>	<b>572</b>	<b>5,989</b>	<b>1,058</b>	<b>308</b>	<b>841</b>	<b>2,861</b>	<b>1,439</b>	<b>13,068</b>
<b>Avg/night*</b>	<b>18</b>	<b>193</b>	<b>34</b>	<b>10</b>	<b>27</b>	<b>92</b>	<b>46</b>	<b>422</b>
<b>Highest*</b>	<b>24</b>	<b>200</b>	<b>37</b>	<b>13</b>	<b>37</b>	<b>103</b>	<b>50</b>	<b>446</b>
<b>Lowest*</b>	<b>14</b>	<b>183</b>	<b>30</b>	<b>6</b>	<b>16</b>	<b>82</b>	<b>40</b>	<b>401</b>

On May: 11th

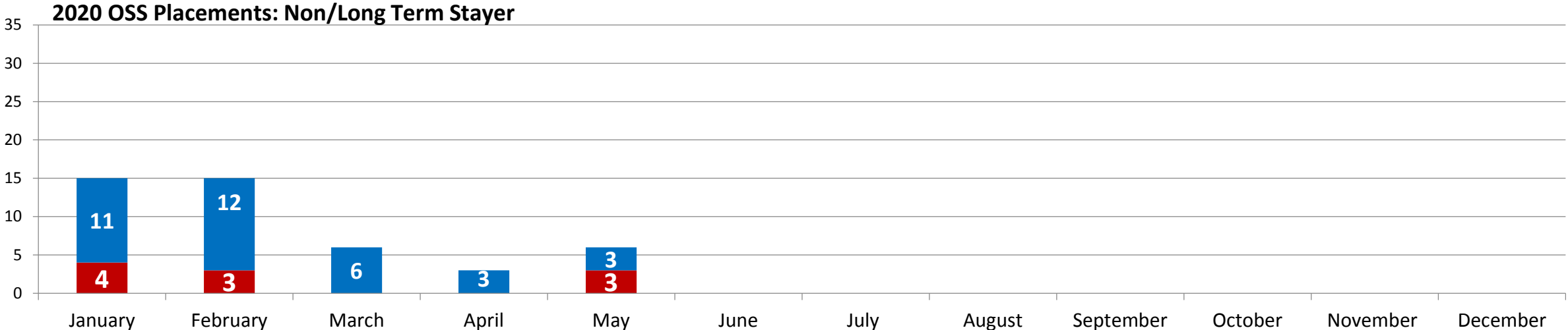
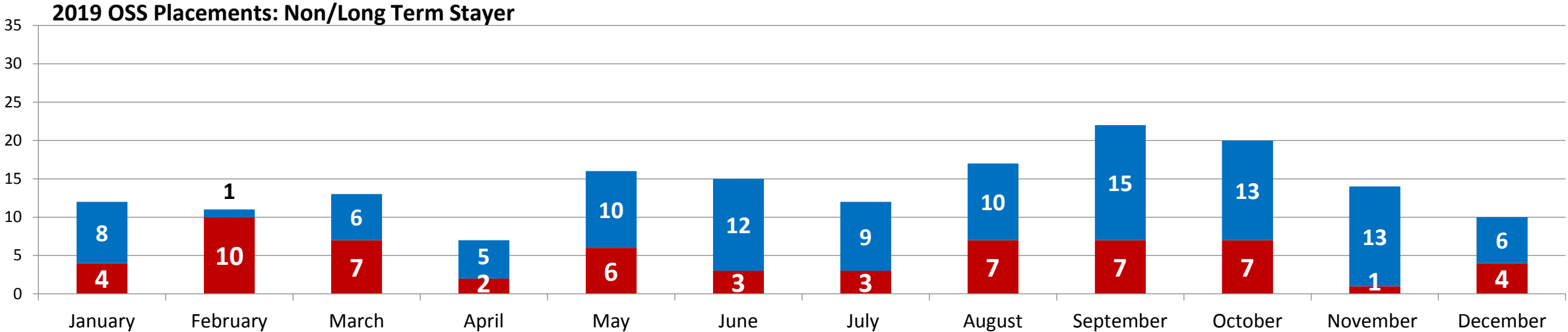
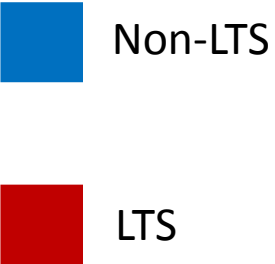
446 individuals

*(including families)*

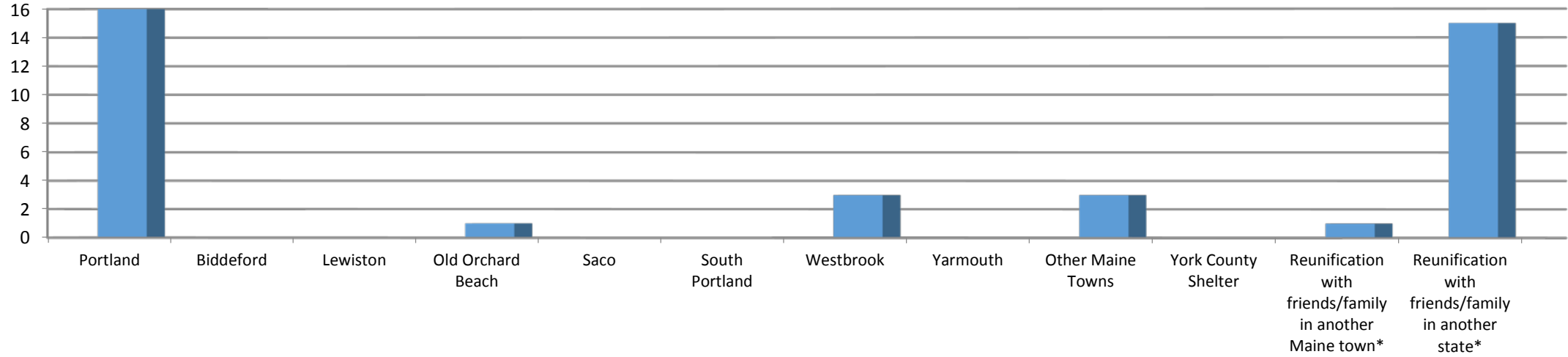
were utilizing shelter services in  
Portland



# OXFORD STREET SHELTER & COMMUNITY OVERFLOW HOUSING PLACEMENT DATA



# OXFORD STREET SHELTER & COMMUNITY OVERFLOW PERMANENT AND TRANSITIONAL 2020 HOUSING PLACEMENT DATA



	Jan	Feb	Mar	Apr	May	Jun	Jul	Aug	Sep	Oct	Nov	Dec	TOTAL	%
<b>TOTAL HOUSING PLACEMENTS</b>	<b>15</b>	<b>15</b>	<b>6</b>	<b>3</b>	<b>6</b>								<b>45</b>	<b>100%</b>
Portland	6	7	2	1	5								16	41%
Biddeford														0.0%
Lewiston														0.0%
Old Orchard Beach	1												1	2.6%
Saco														0.0%
South Portland														0.0%
Westbrook			1	2	1								3	7.7%
Yarmouth														0.0%
Other Maine Towns		2	1										3	7.7%
York County Shelter														0.0%
Reunification with friends/family in another Maine town*	1												1	2.6%
Reunification with friends/family in another state*	7	6	2										15	38.5%

