

City of Portland
Health & Human Services Department
Social Services Division

PORTLAND HOMELESS SHELTERS

Total Number of Individuals Residing in Shelters per Night:

	December 2011	December 2012
ADOLESCENTS	13 Individuals	12 Individuals
ADULTS	259 Individuals	292 Individuals
FAMILIES	84 Individuals Average 27 Families	123 Individuals Average 40 families
Total	356 Individuals	427 Individuals

31 Days in the Month of December

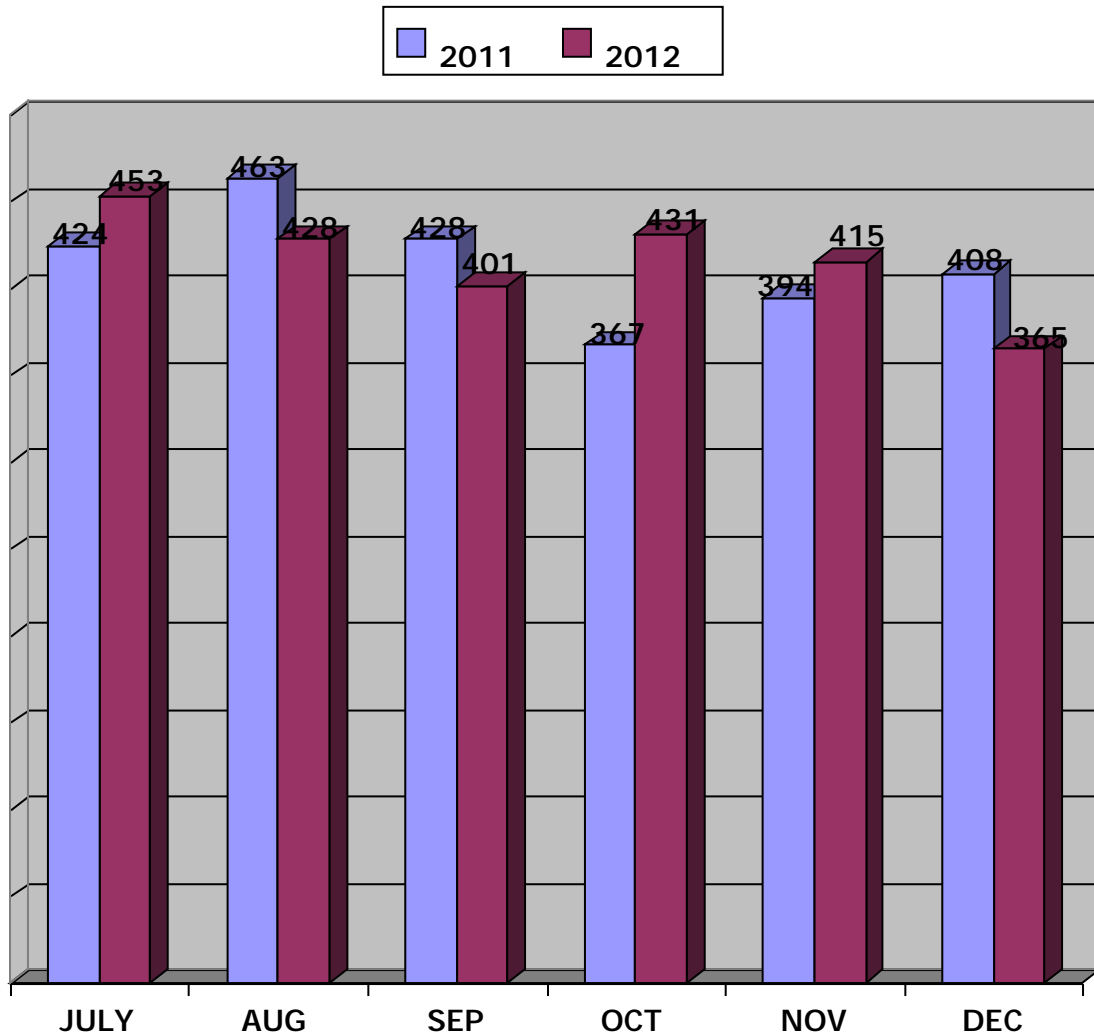
This information is also posted on the City of Portland's website each month.

To view this information, please go to

<http://www.portlandmaine.gov/hhs/ssesac.asp>

Prepared by:
City of Portland
Health & Human Services Department

Social Services Division
 DECEMBER 2012
 ADOLESCENT BEDS USED
 PREBLE STREET LIGHT HOUSE SHELTER



	July	Aug	Sep	Oct	Nov	Dec
2011	424	463	428	367	394	408
2012	453	428	401	431	415	365
Percent	7%	-8%	-6%	17%	5%	-11%

PREBLE STREET
 Lighthouse Shelter 16 Beds

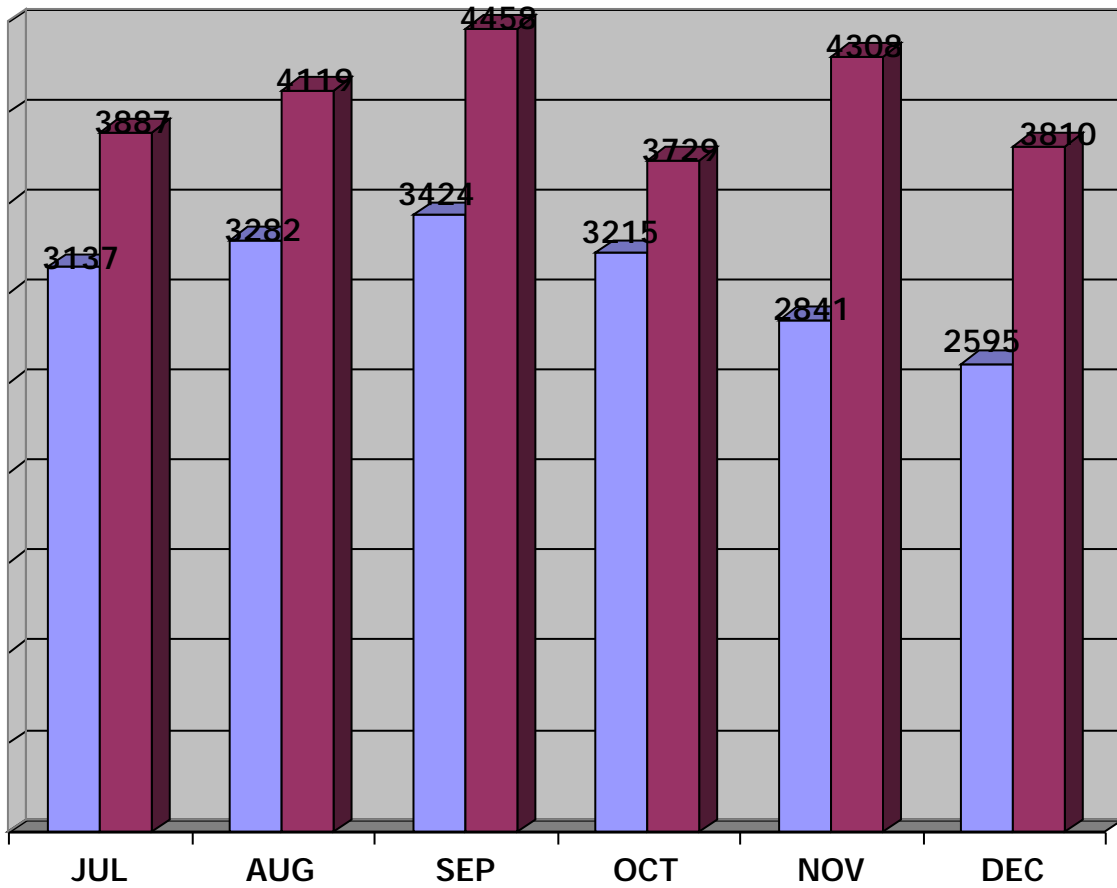
UNDUPLICATED YOUTH: **39**
TOTAL NEW INTAKES: **14**
 *EXPERIENCING HOMELESSNESS FOR THE 1ST TIME **8**
 (*BASED ON SELF-REPORTING)

DECEMBER 2012
 ADOLESCENT SHELTER STATISTICS
 PREBLE STREET LIGHT HOUSE SHELTER

Day of Month	Preble Street	Beds Available
	16	16
1	12	4
2	13	3
3	15	1
4	15	1
5	16	0
6	16	0
7	14	2
8	15	1
9	14	2
10	13	3
11	11	5
12	9	7
13	10	6
14	10	6
15	11	5
16	11	5
17	12	4
18	12	4
19	11	5
20	11	5
21	11	5
22	10	6
23	10	6
24	10	6
25	9	7
26	10	6
27	10	6
28	8	8
29	10	6
30	12	4
31	14	2
Totals	365	131
Ave/Night	12	4

DECEMBER 2012
FAMILY BEDS USED

2011 2012



	July	Aug	Sep	Oct	Nov	Dec
2011	3137	3282	3424	3215	2841	2595
2012	3887	4119	4458	3729	4308	3810
Percent	24%	26%	30%	16%	52%	47%

HEALTH & HUMAN SERVICES DEPARTMENT

SOCIAL SERVICES DIVISION

Family Shelter 94 Beds

FAMILY CRISIS SHELTER 16 Beds

STEP UP FAMILY RESOURCES 12 Beds

EMERGENCY SHELTER 0 Beds

General Assistance

DECEMBER 2012 FAMILY SHELTER STATISTICS

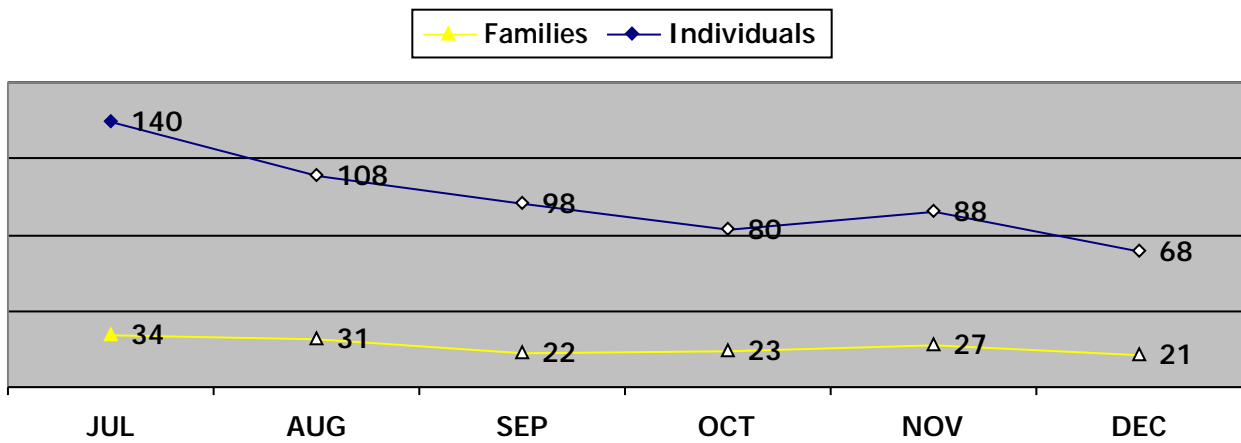
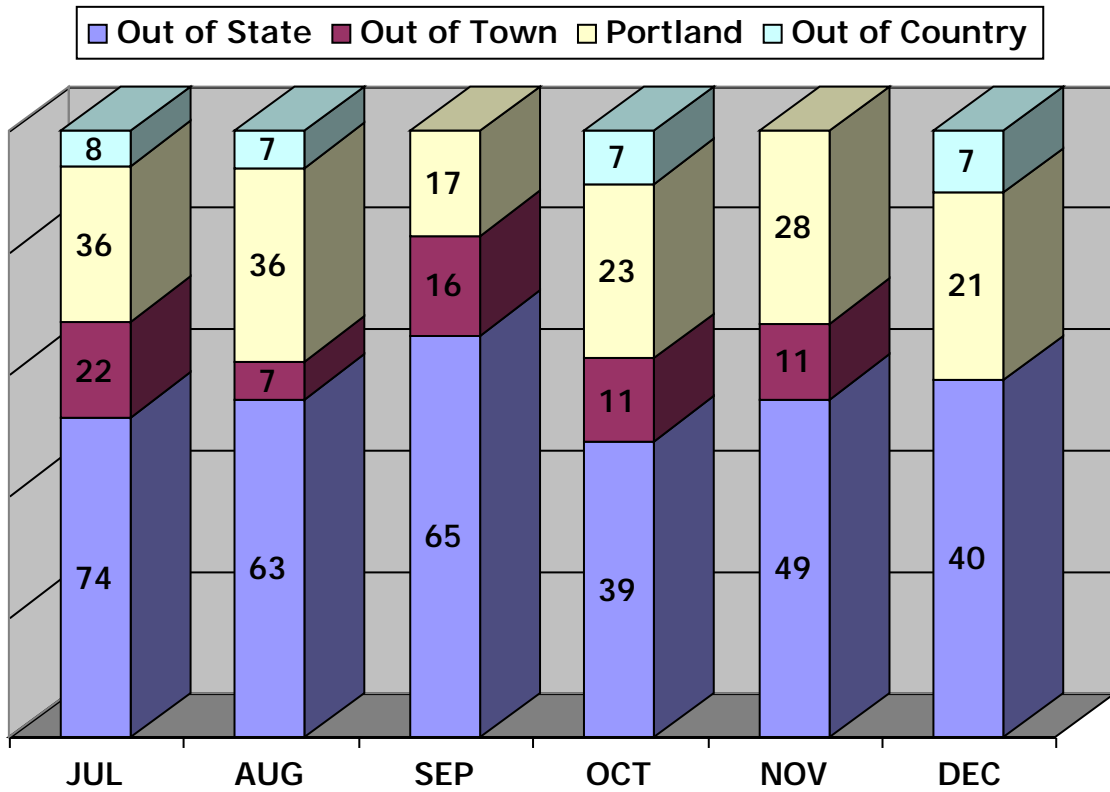
Day of Month	City* (# Families)	City Used	Family Crisis	Step Up	GA Hotels	Beds Used Per Night
	24	94	16	12		
1	28	86	16	15	15	132
2	28	100	16	15	2	133
3	29	90	16	15	19	140
4	29	90	16	15	19	140
5	25	88	16	15	7	126
6	24	89	16	13	0	118
7	22	82	16	13	0	111
8	22	82	16	13	0	111
9	22	81	16	13	0	110
10	23	84	16	13	0	113
11	21	79	16	13	0	108
12	23	84	16	13	0	113
13	22	82	15	13	0	110
14	20	76	14	13	0	103
15	20	76	15	13	0	104
16	20	76	15	13	0	104
17	23	85	16	13	0	114
18	24	88	16	13	0	117
19	25	94	16	13	0	123
20	28	104	15	13	0	132
21	27	101	15	13	0	129
22	26	98	16	13	0	127
23	26	98	16	13	0	127
24	27	101	16	13	0	130
25	27	101	16	13	0	130
26	29	103	16	13	2	134
27	29	105	16	13	0	134
28	28	102	15	13	0	130
29	30	105	16	13	3	137
30	29	103	16	13	3	135
31	29	106	16	13	0	135
Totals	785	2839	488	413	70	3810
Ave/Night	25	92	16	13	9	123

CITY OF PORTLAND
 Health & Human Services Department
 Social Services Division

Family Shelter

DECEMBER 2012
 Intake Statistics

Total Number of Individuals



Intake statistic or new arrival is defined as an individual that has not stayed at the Shelter for a period of three (3) months/90-days or longer.

CITY OF PORTLAND
Health & Human Services Department
Social Services Division
Family Shelter
INDIVIDUALS

DECEMBER 2012

MAINE TOWNS
Families / Individuals

OUT-OF-STATE
Families / Individuals

OUT-OF-COUNTRY
Families / Individuals

DC 2 / 10
Massachusetts 2 / 7
Michigan 2 / 6
New York 2 / 6
North Carolina 1 / 3
Pennsylvania 1 / 3
Texas 1 / 3
Washington 1 / 2

Congo 1 / 7

Out-of-Country **1** Families for
a total of **7** individuals

Maine Towns **0** Families for a
total of **0** individuals

Out-of-State **12** Families for
a total of **40** individuals

Portland **8** families for a total
of **21** individuals

TOTAL INTAKES: 21
families for a total of **68**
individuals

TOTAL NUMBER OF CLIENTS SERVED (Unduplicated Clients) 49 Families / 164 Individuals

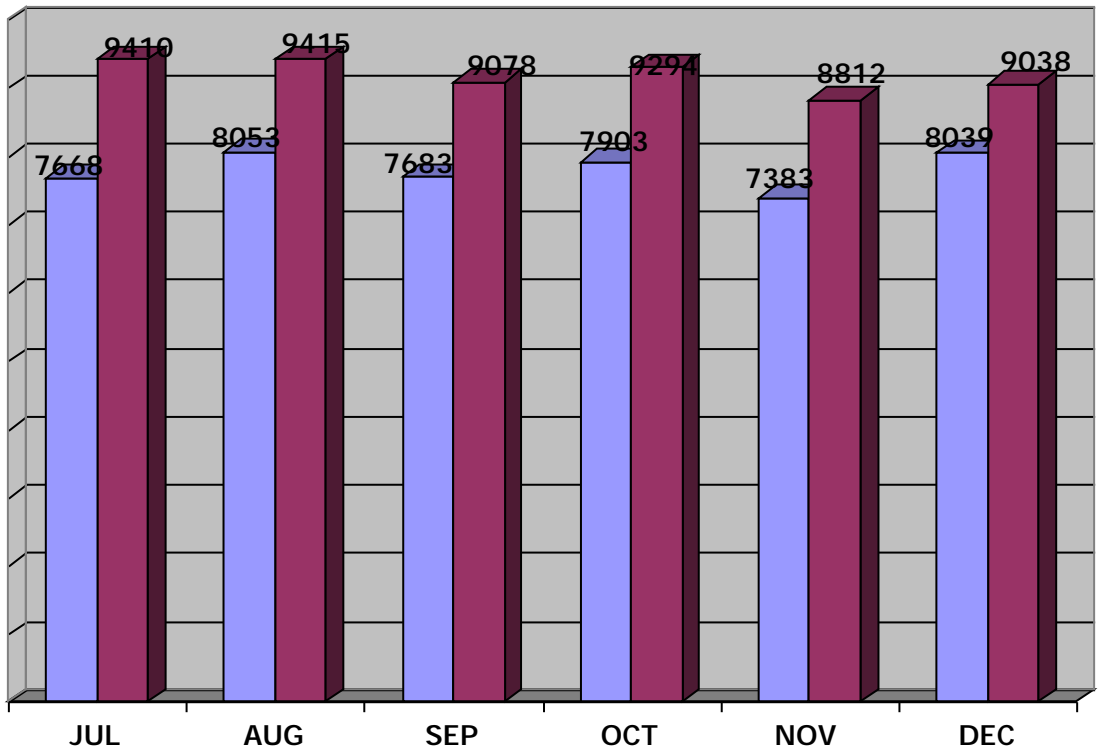
TOTAL NUMBER OF CLIENTS PLACED IN HOUSING 14 Families /49 Individuals

***EXPERIENCING HOMELESSNESS FOR THE 1ST TIME 11 Families / 39 Individuals**
(*BASED ON SELF-REPORTING)

*Refugees experiencing homelessness for the 1st time 11 Families / 39 Individuals

DECEMBER 2012 ADULT SHELTER STATISTICS

■ 2011 ■ 2012



	JUL	AUG	SEP	OCT	NOV	DEC
July		Aug	Sep	Oct	Nov	Dec
2011	7668	8053	7683	7903	7383	8039
2012	9410	9415	9078	9294	8812	9038
Percent	23%	17%	18%	18%	19%	12%

MILESTONE FOUNDATION

Substance Abuse Shelter 41 Beds

HEALTH & HUMAN SERVICES DEPARTMENT

SOCIAL SERVICES DIVISION

Oxford Street Shelter 154 Beds

FLORENCE HOUSE

Women's Shelter 25 Beds

COMMUNITY OVERFLOW

Preble Street Resource Center 75 Beds

DECEMBER 2012 ADULT SHELTER STATISTICS

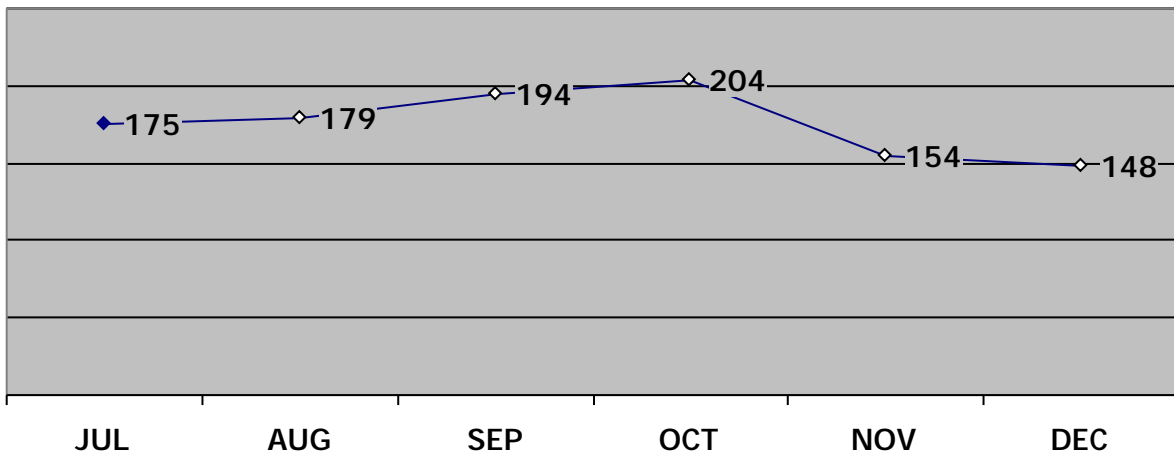
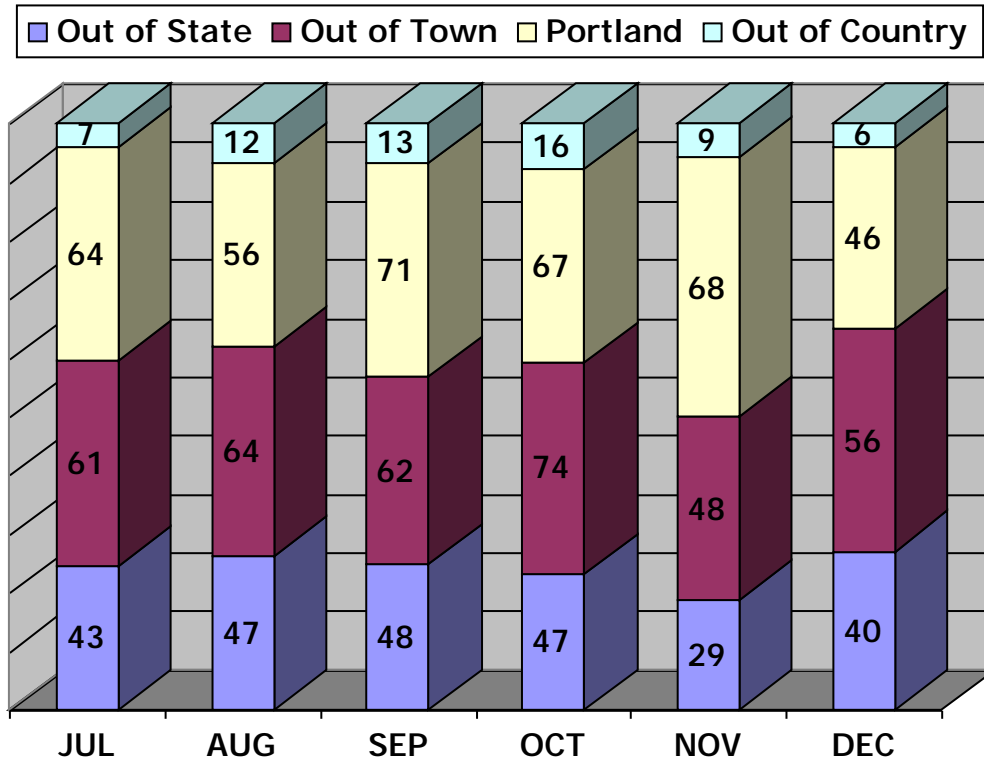
Day of Month	Milestone	Oxford St Men	Oxford St Women	FH Women's Shelter	*Overflow	Beds Used per Night
	41	154	154	25		
1	36	110	33	29	56	264
2	43	104	38	30	62	277
3	43	107	38	29	63	280
4	41	103	37	27	74	282
5	44	122	39	28	75	308
6	43	114	35	26	75	293
7	40	101	28	27	72	268
8	43	100	32	28	65	268
9	44	101	34	28	74	281
10	47	133	41	28	63	312
11	41	118	46	28	75	308
12	44	132	40	29	75	320
13	41	136	42	29	75	323
14	41	110	37	29	75	292
15	42	118	29	29	75	293
16	40	111	36	29	75	291
17	44	128	39	29	75	315
18	43	124	40	30	75	312
19	40	131	38	29	75	313
20	43	107	36	28	75	289
21	34	106	38	27	75	280
22	47	109	33	27	75	291
23	45	108	34	28	74	289
24	43	110	30	25	54	262
25	43	104	29	30	51	257
26	44	126	44	30	75	319
27	41	123	43	29	75	311
28	42	117	45	28	75	307
29	39	103	44	28	69	283
30	38	106	47	28	75	294
31	30	111	32	28	55	256
TOTAL	1289	3533	1157	877	2182	9038
Ave/Night	42	114	37	28	70	292

On January 20th, 2011 women began being served at Oxford Street as a means of overflow for the Women's Shelter. Men's Overflow began on January 20th, 2011 is located at The Preble Street Resource Center.

CITY OF PORTLAND
 Health & Human Services Department
 Social Services Division

Oxford Street Shelter

DECEMBER 2012
 Intake Statistics



Intake statistic or new arrival is defined as an individual that has not stayed at the Shelter for a period of three (3) months/90-days or longer.

* January 20th, 2011 women began being served at Oxford Street as a means of overflow for the Women's Shelter and are included in Oxford Street's Intake Statistics.

CITY OF PORTLAND
 Health & Human Services Department
 Social Services Division
Oxford Street Shelter

DECEMBER 2012

MAINE TOWN		OUT-OF-STATE		OUT-OF-COUNTRY	
Arundel	1	Arizona	2	Burundi	4
Auburn	3	California	1	Congo	1
Augusta	2	Colorado	3	Haiti	1
Bangor	5	Florida	1		
Biddeford	2	Iowa	1		
Brunswick	1	Massachusetts	5		
Buxton	1	Mississippi	1		
Calais	1	New Hampshire	6		
Ellsworth	1	New Mexico	1		
Fryeburg	1	New York	5		
Gorham	1	North Carolina	3		
Kittery	1	North Dakota	1		
Lewiston	2	Ohio	1		
Limerick	1	Pennsylvania	1		
Lyman	1	South Carolina	1		
Naples	1	South Dakota	1		
Old Orchard Beach	2	Texas	3		
Oxford	1	Utah	1		
Presque Isle	1	Vermont	1		
Richmond	1	Virginia	1		
Rockland	1				
Saco	3				
Sanford	2				
Scarborough	1				
South Paris	1				
South Portland	5				
Standish	1				
Stratton	1				
Topsham	1				
Warren	1				
Westbrook	3				
Whitefield	1				
Windham	4				
Yarmouth	1				
				Out-Of-Country	6
Maine Towns	56	Out-of-State	40	Portland	46
				TOTAL INTAKES	148

<u>MEN & WOMEN'S OVERFLOW</u>	MEN	WOMEN	TOTAL
TOTAL NUMBER SERVED (Unduplicated Clients)	460	113	573
INTAKES	123	25	148
TOTAL NUMBER OF CLIENTS PLACED IN HOUSING	25	10*	35
TOTAL NUMBER OF CLIENTS THAT RETURNED	1	1	2
TOTAL NUMBER OF CLIENTS PLACED AT THE YMCA	1	0	1
* INTAKES EXPERIENCING HOMELESSNESS FOR THE 1ST TIME	32	3	35
(*BASED ON SELF-REPORTING)			

*Housing placements may be duplicated between Oxford Street and Florence House for women

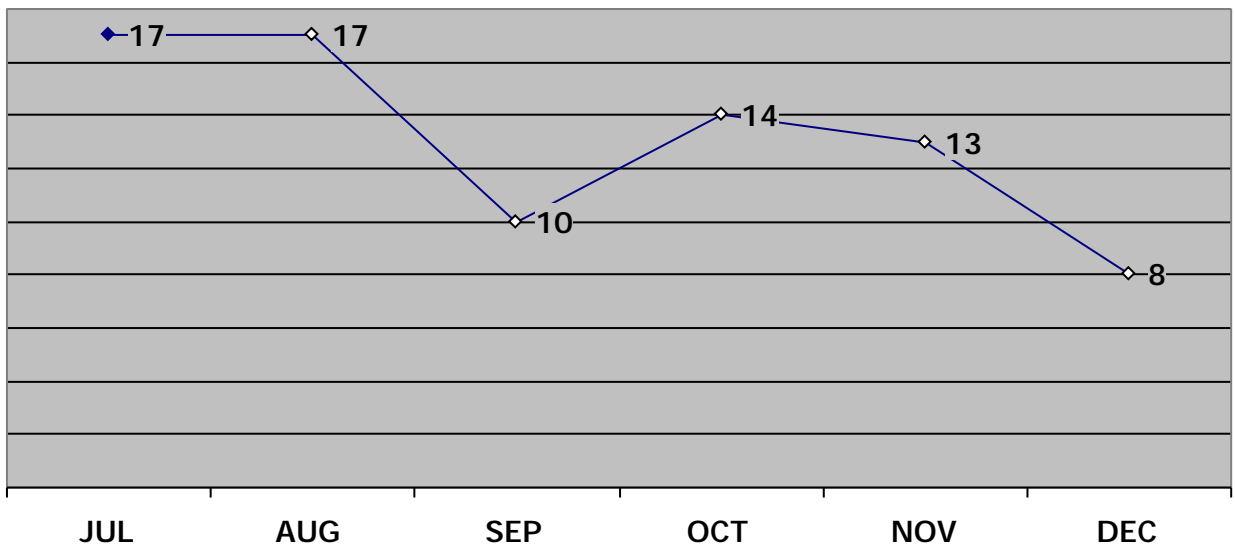
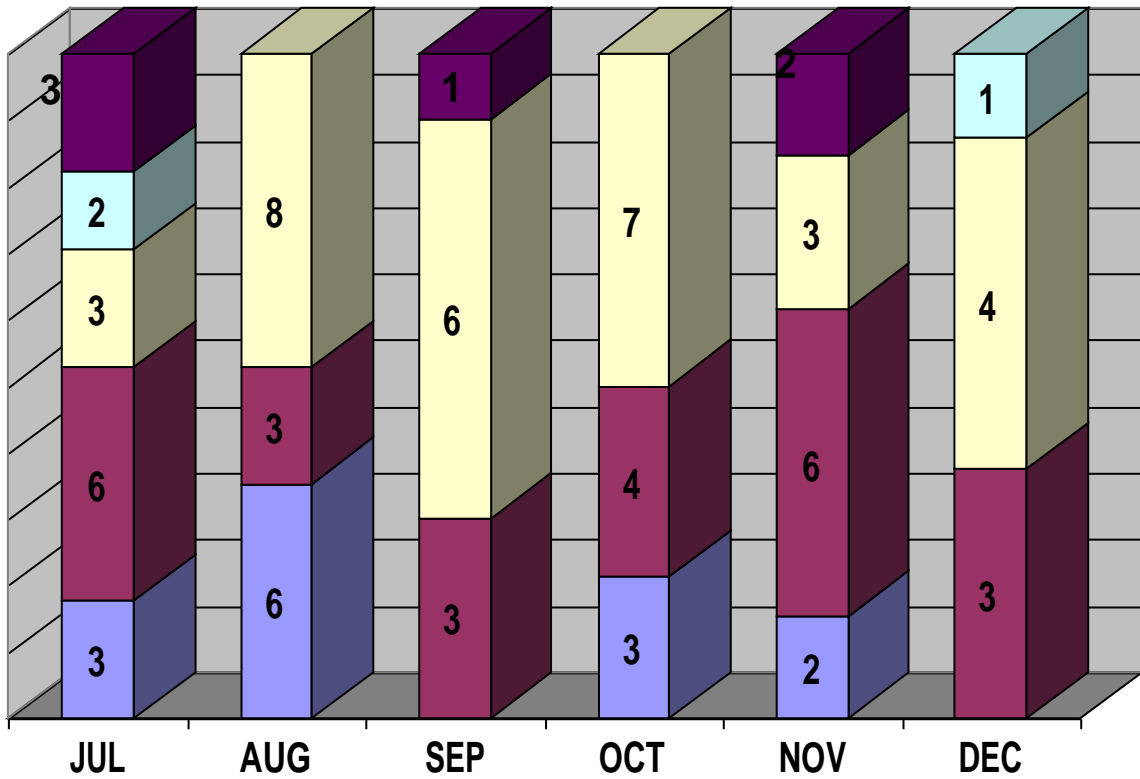
FLORENCE HOUSE

Women's Shelter

DECEMBER 2012

Intake Statistics

■ Out of State ■ Out of Town □ Portland □ Out of Country ■ Unknown



Women's Shelter
 DECEMBER 2012
 Intake Statistics

MAINE TOWNS

Old Orchard Beach 1
 Sanford 1
 Wiscasset 1

OUT-OF-STATE

Out-of-State 0

OUT-OF-COUNTRY

Burundi 1

Out-of-Country 1

Unknown 0

Maine Towns 3

Portland 4

TOTAL INTAKES: 8

TOTAL NUMBER OF WOMEN SERVED (Unduplicated Clients) 43

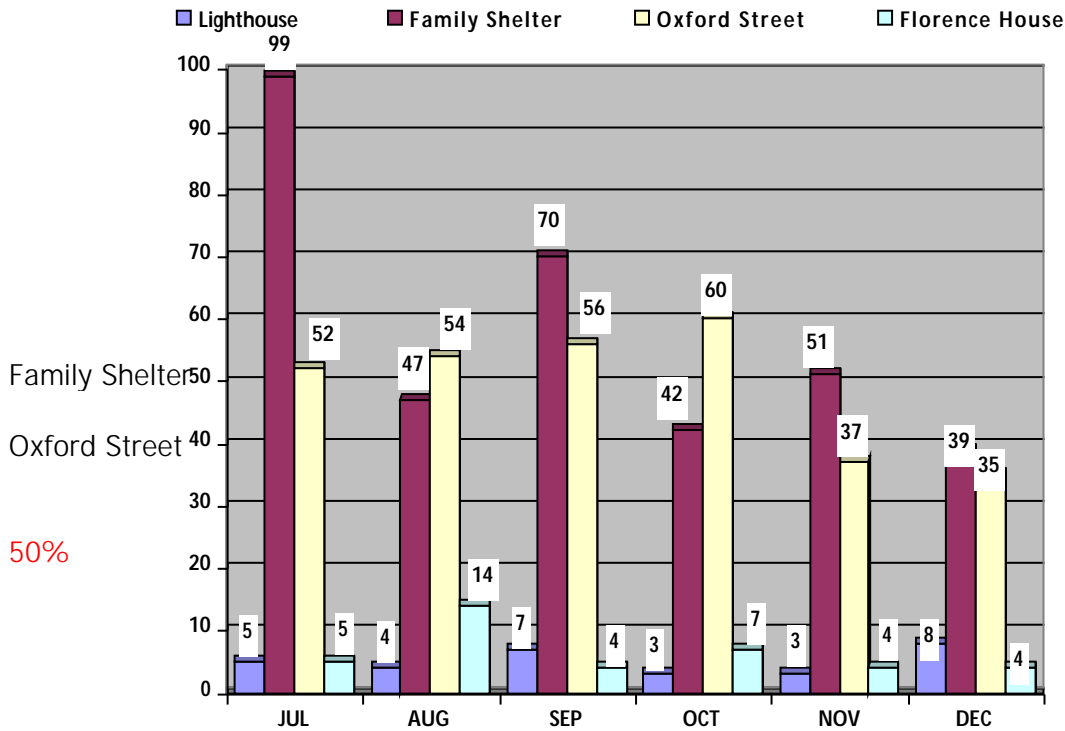
TOTAL NUMBER OF WOMEN PLACED IN HOUSING 2*

TOTAL NUMBER OF WOMEN THAT RETURNED 1

***INTAKES EXPERIENCING HOMELESSNESS FOR THE 1ST TIME 4**
 (*BASED ON SELF-REPORTING)

*Housing placements may be duplicated between Oxford Street and Florence House for women

DECEMBER 2012 1st TIME HOMELESSNESS STATISTICS (BASED ON SELF-REPORTING)



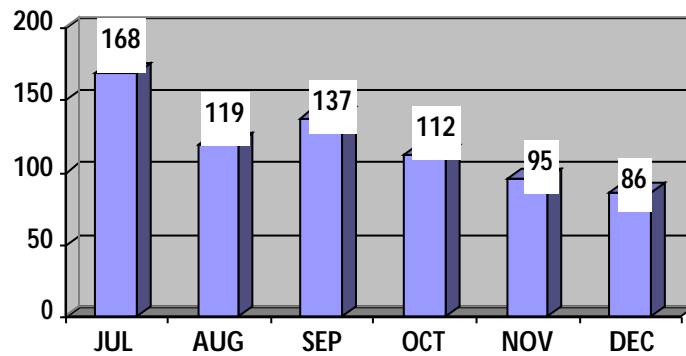
Intakes

Lighthouse 8 57%

Women's Shelter 4

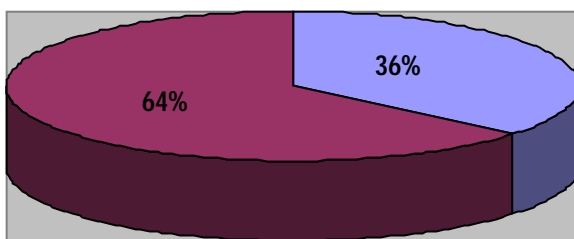
50%

1st Time Homeless all shelters reporting*



DECEMBER 2012 - Percentage of Intakes for All Shelters Reporting*

1st Time Homeless Intakes All Other Intakes



Total Intakes: 238
1st Time Homelessness: 86 or 36% of all intakes
All other intakes: 152, or 64% of all intakes

(All other intakes = reported not 1st time homeless, or unknown)

*"Shelters reporting" includes: the Lighthouse Shelter, Family Shelter, Oxford Street Shelter, and the Women's Shelter