

PORTLAND HOMELESS SHELTERS

Average Total Number of Individuals Residing in Shelters per Night:

	January 2016	January 2017
ADOLESCENTS	17 Individuals	23 Individuals
FAMILIES	136 Individuals 46 Average Families	133 Individuals 51 Average Families
ADULTS	280 Individuals	287 Individuals
Total	433 Individuals	443 Individuals

31 Days in the Month of January

OXFORD STREET SHELTER

January 2017

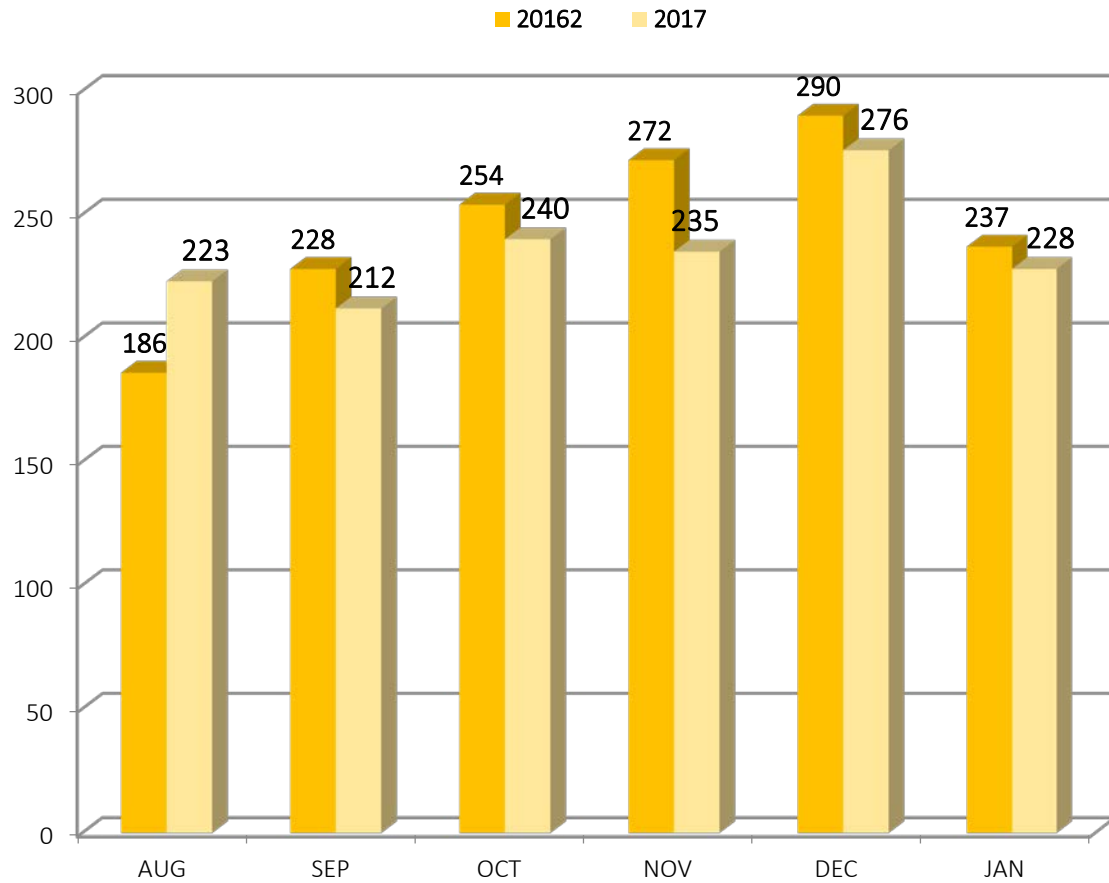
Intakes by Residency

MAINE TOWN					OUT-OF-STATE					OUT-OF-COUNTRY	
Augusta	1	Falmouth	1	Saco	2	AL	1	PA	2	Angola	3
Baldwin	1	Farmington	1	Sanford	2	AZ	1	SD	1	Burundi	5
Bangor	3	Gardiner	1	Scarborough	1	CA	1	TX	3	China	1
Belfast	1	Gorham	1	Sebago	1	CT	1	UT	1	Djibouti	1
Biddeford	4	Hartland	1	South Portland	9	FL	1	VA	1	DRC	5
Bingham	1	Hiram	1	Thomaston	1	GA	1	VT	1	Gabon	1
Boothbay Harbor	2	Lebanon	1	Vassalboro	1	KS	1			United Kingdom	1
Chebeague Island	1	Lewiston	4	Warren	1	MA	3			Rwanda	1
Clinton	1	Oakfield	1	Waterville	1	MO	1			Uganda	2
Deer Isle	1	Old Orchard Beach	3	Westbrook	10	NH	1			Zimbabwe	1
Dixfield	1	Randolph	1	Windham	1	NY	6				
East Baldwin	1	Sabattus	1			OH	1				
MAINE TOWN:	64	OUT-OF-STATE:	32	OUT-OF-COUNTRY:	21	PORTLAND:	52	Unknown:		TOTAL:	<u>169</u>

PORTLAND, CITY-WIDE

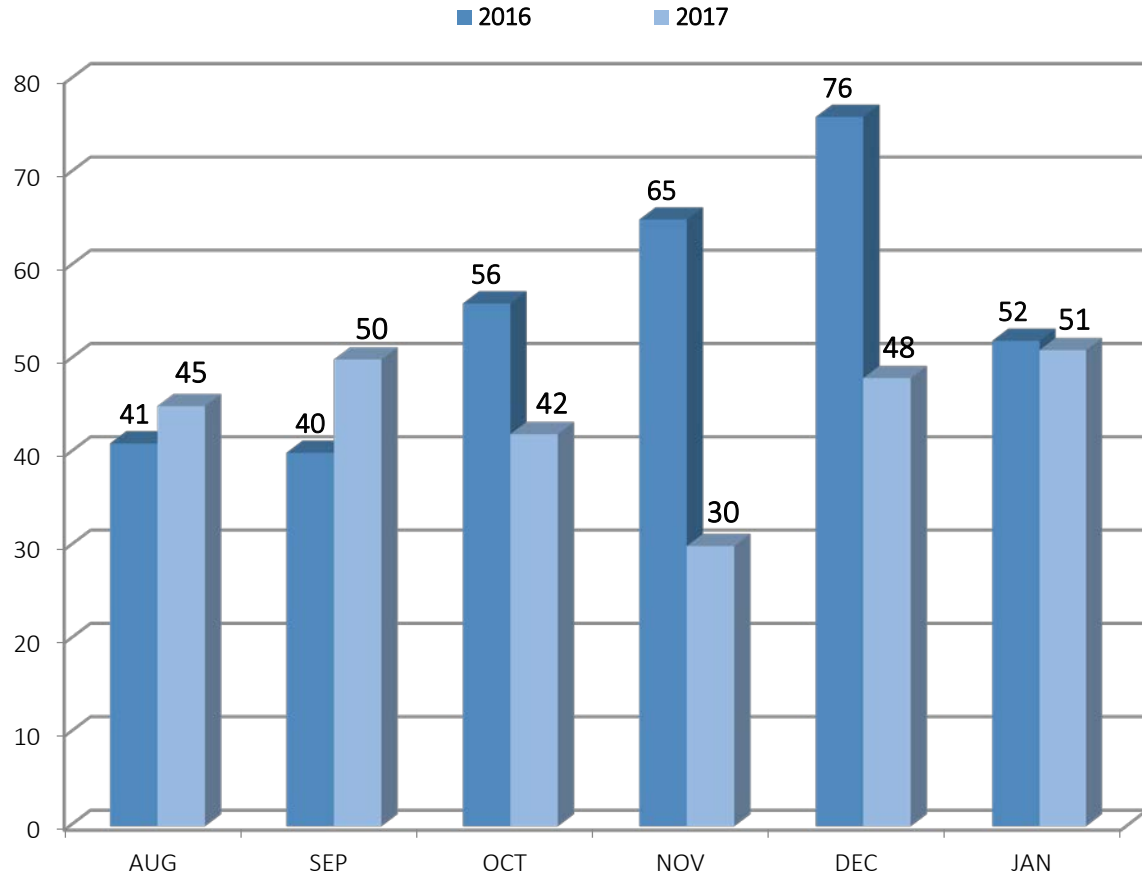
January 2017

SHELTER INTAKES BY MONTH



	INTAKES
Family Crisis	3/4
Family Shelter	20/69
Joe Kreisler	12
Milestone	14
Oxford Street (Men)	127
Oxford Street (Women)	43
Florence House	9
TOTAL	228

PORTLAND, CITY-WIDE January 2017 HOUSING PLACEMENTS BY MONTH



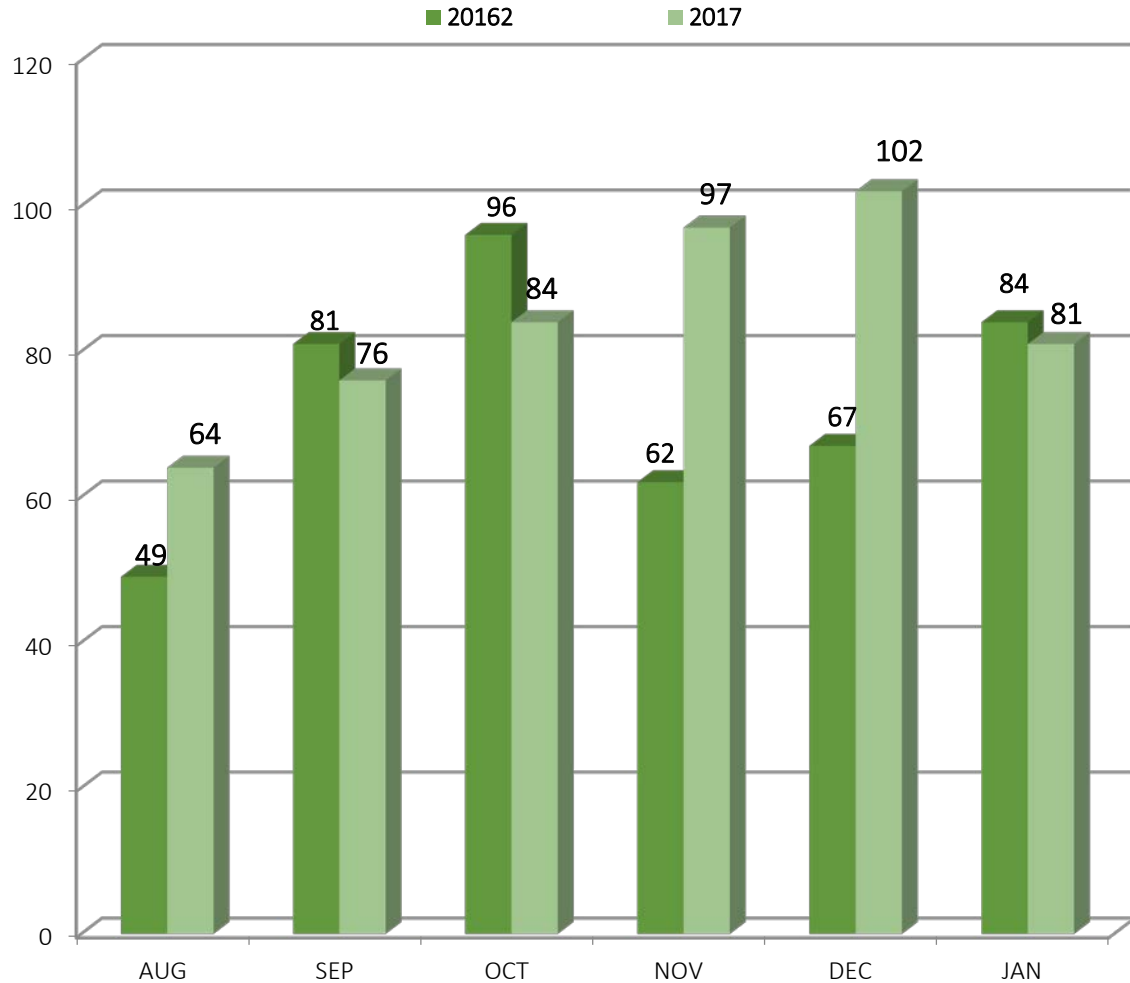
*Starting November, 2013, Oxford Street Shelter shifted prioritization of housing placements to their 30 longest-term stayers.

	TOTAL HOUSING PLACEMENTS	TEMPORARY	PERMANENT
Family Crisis	1/1	0	1/1
Family Shelter	16/61	0	16/61
Joe Kreisler	7	2	5
Milestone	2	0	2
Oxford Street (Men)	14	0	14
Oxford Street (Women)	5	0	5
Florence House	6	0	6
TOTAL	51	2	49

PORTLAND, CITY-WIDE

January 2017

1st TIME HOMELESSNESS STATISTICS (BASED ON SELF-REPORTING)



1 ST TIME HOMELESSNESS STATISTICS % OF ALL INTAKES (BASED ON SELF-REPORTING)	1 ST Time Homeless Intakes	% of Total First Time Homeless Intakes
Family Crisis	3/4	2%
Family Shelter	17/60	48%
Joe Kreisler	1	1%
Milestone	6	5%
Oxford Street (Men)	31	25%
Oxford Street (Women)	18	15%
Florence House	5	4%
TOTAL	124	100%

PORTLAND, CITY-WIDE January 2017 SHELTER COUNT BY NIGHT

On 29 January :

463 individuals

(including families)

were utilizing shelter services in
Portland

Calendar Day	Family Crisis	Family Shelter	Florence House	Joe Kreisler	Milestone	OSS Beds	OSS Chairs	Total Bed Nights
1	15	120	23	23	34	185	0	400
2	14	120	24	23	41	196	0	418
3	14	114	25	24	37	199	0	413
4	14	117	24	24	37	212	0	428
5	14	121	25	24	48	222	0	454
6	12	121	25	24	43	216	0	441
7	12	119	24	23	41	195	0	414
8	12	119	23	24	40	205	0	423
9	12	117	23	24	42	232	0	450
10	12	119	24	23	38	233	0	449
11	13	118	23	24	42	229	0	449
12	14	115	24	21	39	226	0	439
13	14	118	24	22	44	221	0	443
14	14	118	23	23	37	210	0	425
15	14	118	23	24	42	218	0	439
16	14	118	25	23	43	234	0	457
17	14	115	25	24	44	222	0	444
18	14	119	25	24	43	237	0	462
19	14	120	24	24	41	230	3	456
20	14	120	25	21	44	226	0	450
21	14	120	26	21	40	228	0	449
22	14	115	24	24	41	225	0	443
23	14	121	23	24	41	228	0	451
24	14	121	25	24	41	233	0	458
25	14	121	26	23	44	228	0	456
26	14	121	26	24	43	228	0	456
27	14	121	25	22	43	232	0	457
28	14	121	25	20	37	220	0	437
29	14	121	24	22	44	238	0	463
30	13	119	26	24	42	231	0	455
31	13	121	26	24	42	231	0	457
Total*	422	3,688	757	718	1,278	6,870	3	13,736
Avg/night*	14	119	24	23	41	222	0	443
Highest*	15	121	26	24	48	238	3	463
Lowest*	12	114	23	20	34	185	0	400

OXFORD STREET SHELTER & COMMUNITY OVERFLOW HOUSING PLACEMENT DATA

■ Non-LTS ■ Long Term Stayers

