

PORTLAND HOMELESS SHELTERS

Average Total Number of Individuals Residing in Shelters per Night:

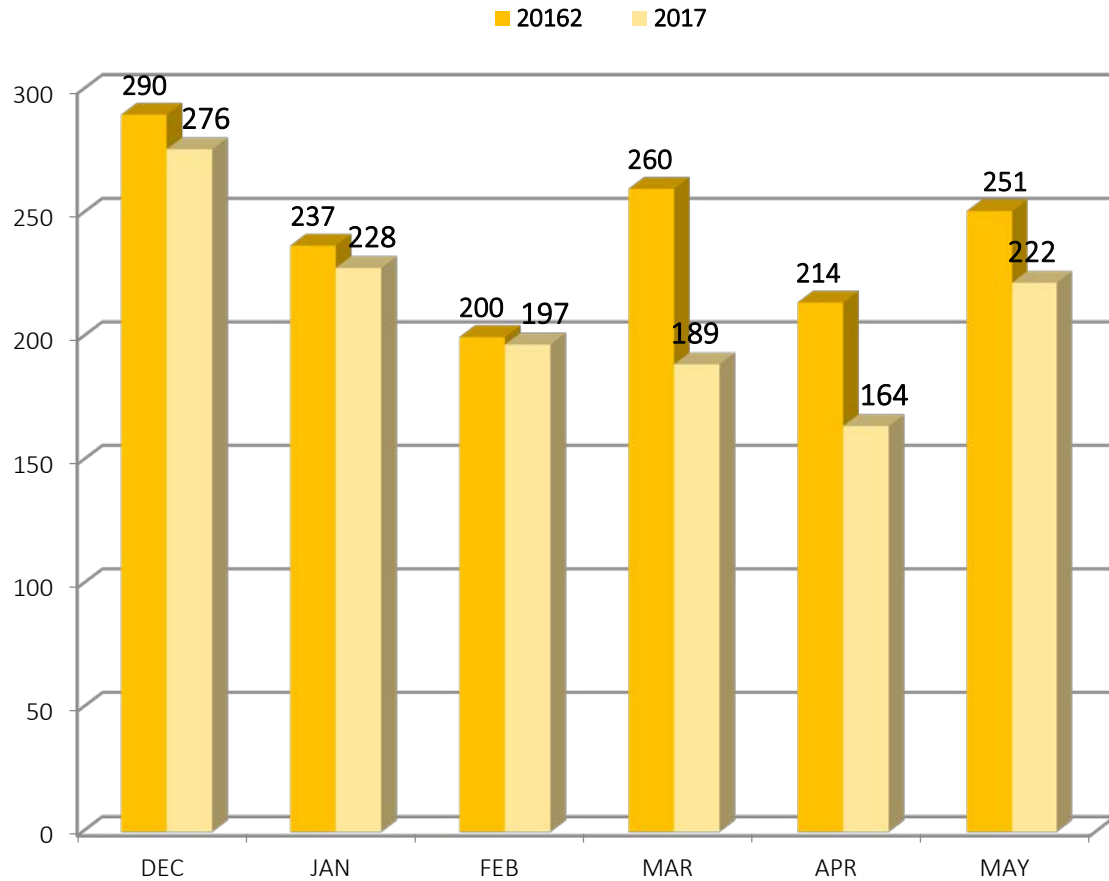
	May 2016	May 2017
ADOLESCENTS	19 Individuals	17 Individuals
FAMILIES	125 Individuals 33 Average Families	129 Individuals 37 Average Families
ADULTS	278 Individuals	294 Individuals
Total	422 Individuals	440 Individuals

31 Days in the Month of May

OXFORD STREET SHELTER
May 2017
Intakes by Residency

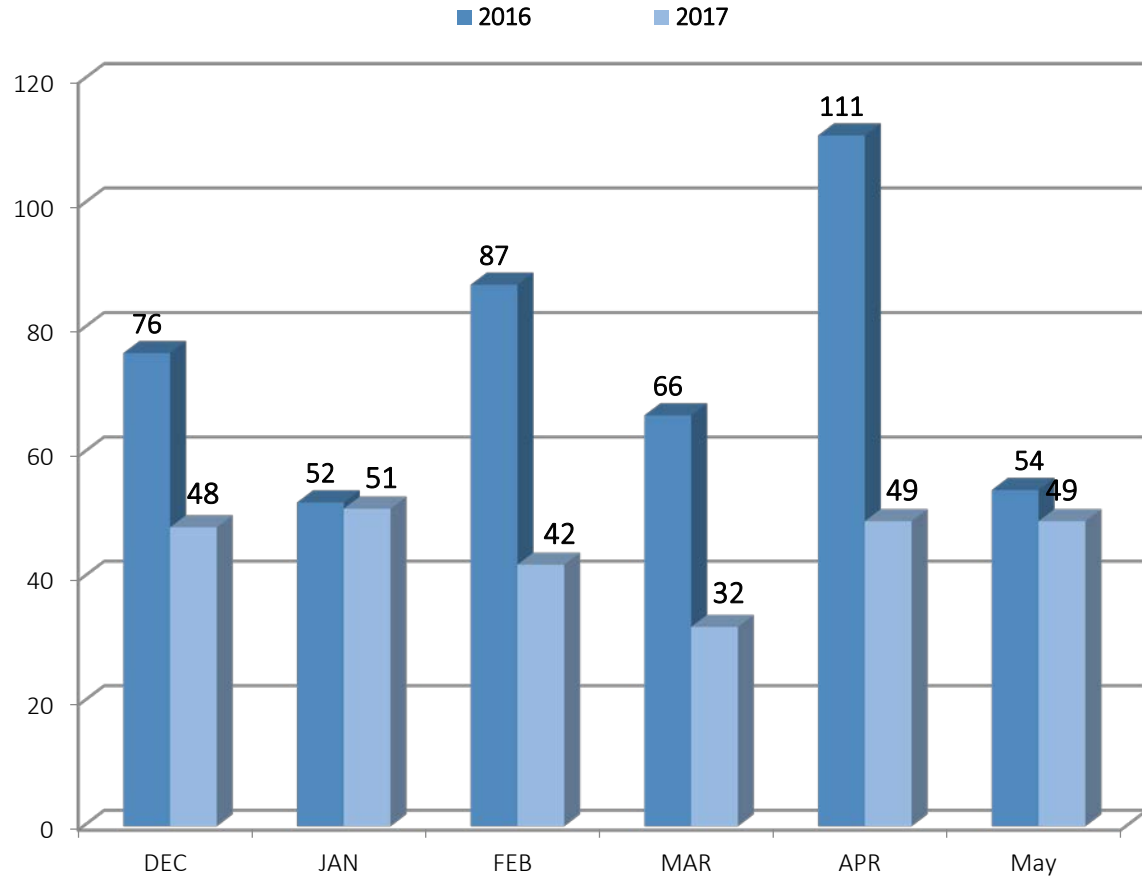
MAINE TOWN					OUT-OF-STATE					OUT-OF-COUNTRY	
Alfred	1	Eliot	1	Newport	1	Stockton Springs	1	MA	8	Angola	4
Arundel	1	Farmington	1	North Berwick	1	Warren	1	MT	1	Benin	1
Auburn	1	Freeport	1	Norway	1	Westbrook	7	NH	4	DRC	3
Augusta	1	Harrison	1	Old Orchard Beach	2	Windham	2	NM	1		
Biddeford	8	Jay	1	Orono	1	Windsor	3	NY	3		
Boothbay Harbor	2	Kittery	1	Phippsburg	1	AL	2	OH	1		
Bowerbank	1	Lewiston	3	Saco	2	AZ	4	TN	1		
Bremen	1	Lisbon	1	Sanford	1	CA	1	TX	3		
Brunswick	1	Loring	1	Scarborough	3	FL	3	UT	2		
Buxton	1	Madawaska	1	Skowhegan	1	IN	3	VT	2		
Caribou	1	Naples	1	South Portland	1	KY	1				
MAINE TOWN:	61	OUT-OF-STATE:	42	OUT-OF-COUNTRY:	8	PORTLAND:	46	Unknown:	2	TOTAL:	159

PORTLAND, CITY-WIDE MAY 2017 SHELTER INTAKES BY MONTH



	APRIL INTAKES
Family Crisis	6/7
Family Shelter	10/35
Joe Kreisler	16
Milestone	12
Oxford Street (Men)	115
Oxford Street (Women)	45
Women's Shelter	18
TOTAL	222

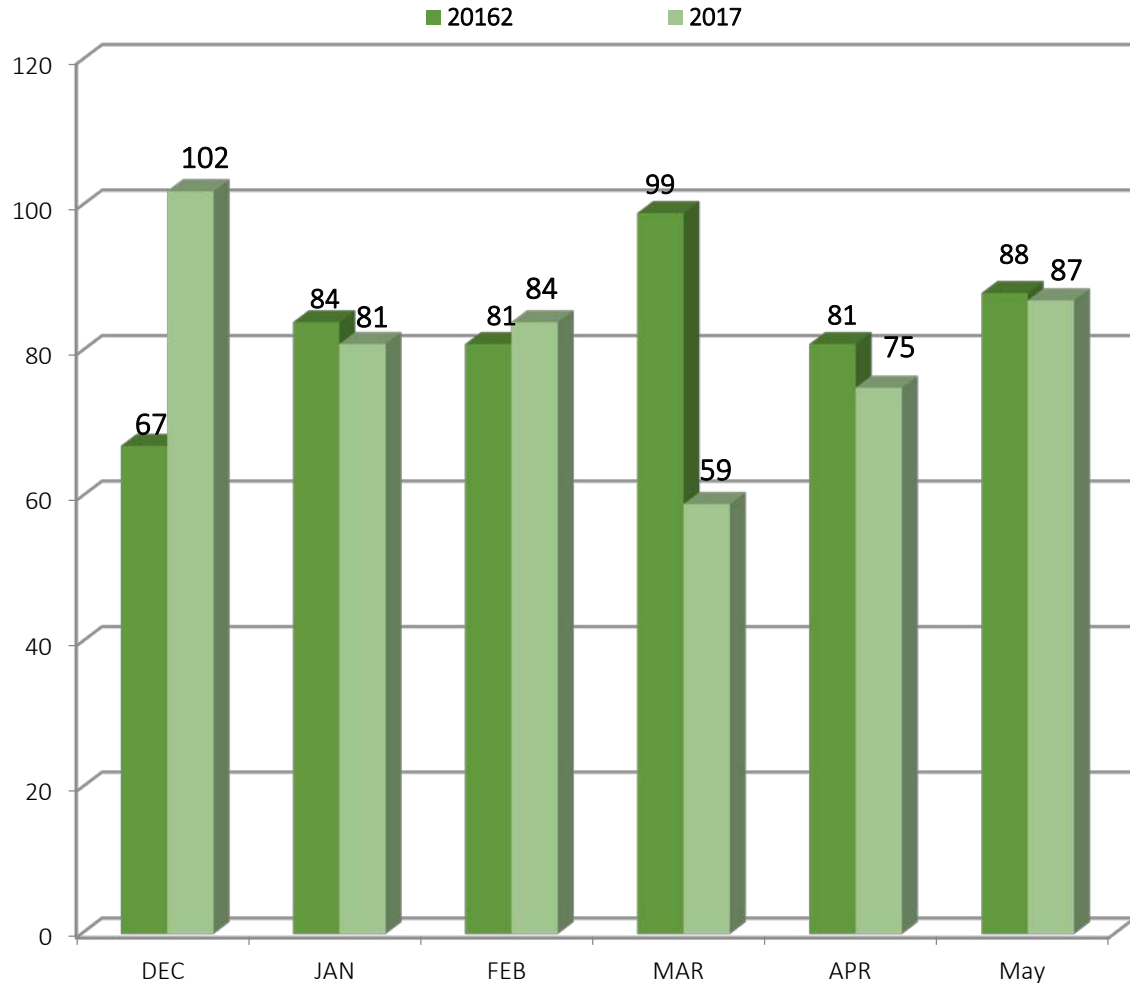
PORTLAND, CITY-WIDE May 2017 HOUSING PLACEMENTS BY MONTH



*Starting November, 2013, Oxford Street Shelter shifted prioritization of housing placements to their 30 longest-term stayers.

	TOTAL HOUSING PLACEMENTS	TRANSITIONAL	PERMANENT
Family Crisis	1/2	0	1/2
Family Shelter	9/27	0	9/27
Joe Kreisler	1	0	1
Milestone	7	0	7
Oxford Street (Men)	20	0	20
Oxford Street (Women)	7	0	7
Women's Shelter	4	0	4
TOTAL	49	0	49

PORTLAND, CITY-WIDE May 2017 1st TIME HOMELESSNESS STATISTICS (BASED ON SELF-REPORTING)



FEBRUARY 2016 1 ST TIME HOMELESSNESS STATISTICS % OF ALL INTAKES (BASED ON SELF-REPORTING)	1 ST Time Homeless Intakes	% of Total First Time Homeless Intakes
Family Crisis	0	0%
Family Shelter	9/31	36%
Joe Kreisler	6	7%
Milestone	4	5%
Oxford Street (Men)	28	32%
Oxford Street (Women)	10	11%
Women's Shelter	8	9%
TOTAL	87	100%

PORTLAND, CITY-WIDE May 2017 SHELTER COUNT BY NIGHT

On May 15:

468 individuals

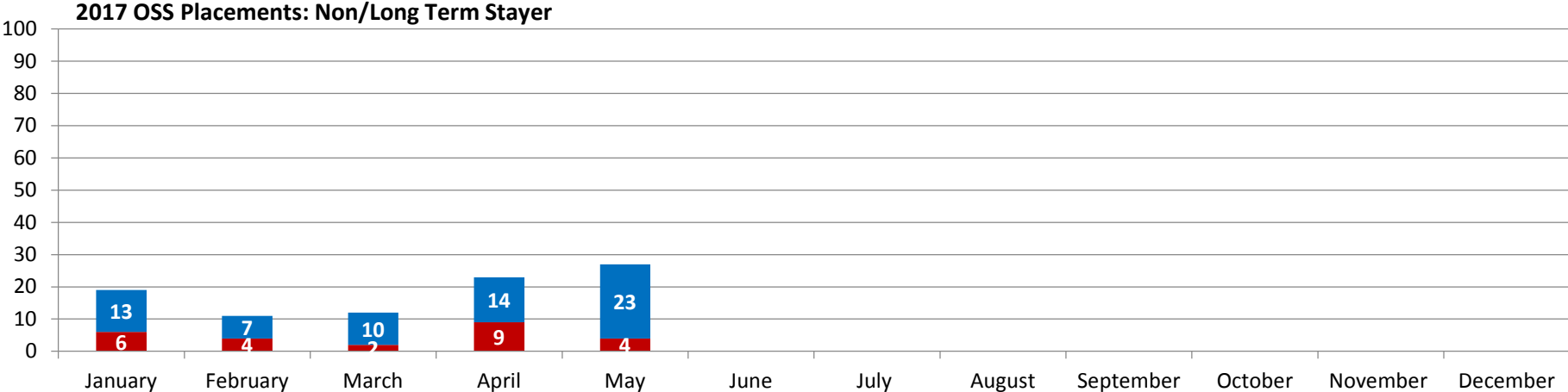
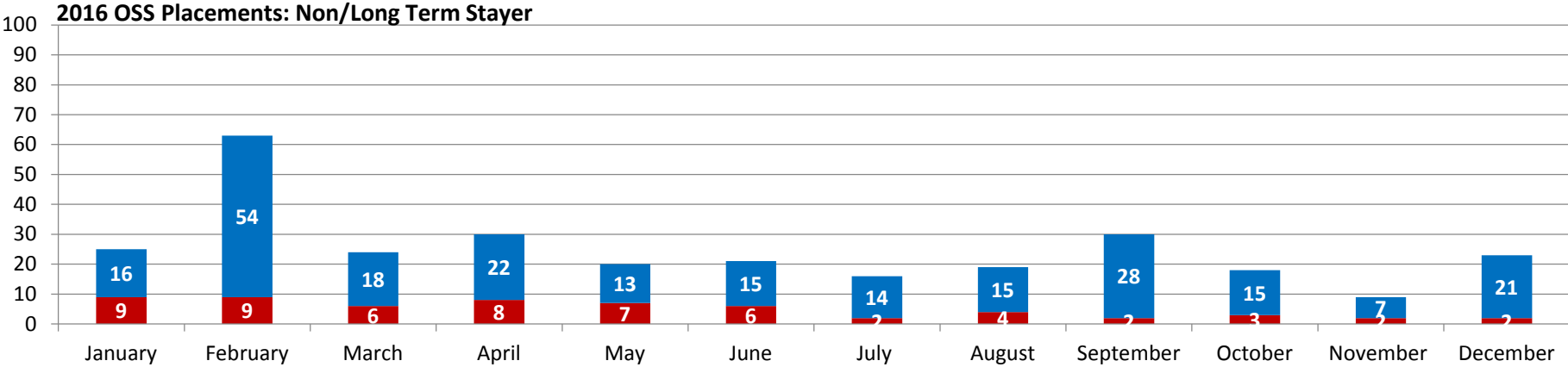
(including families)

were utilizing shelter services in
Portland

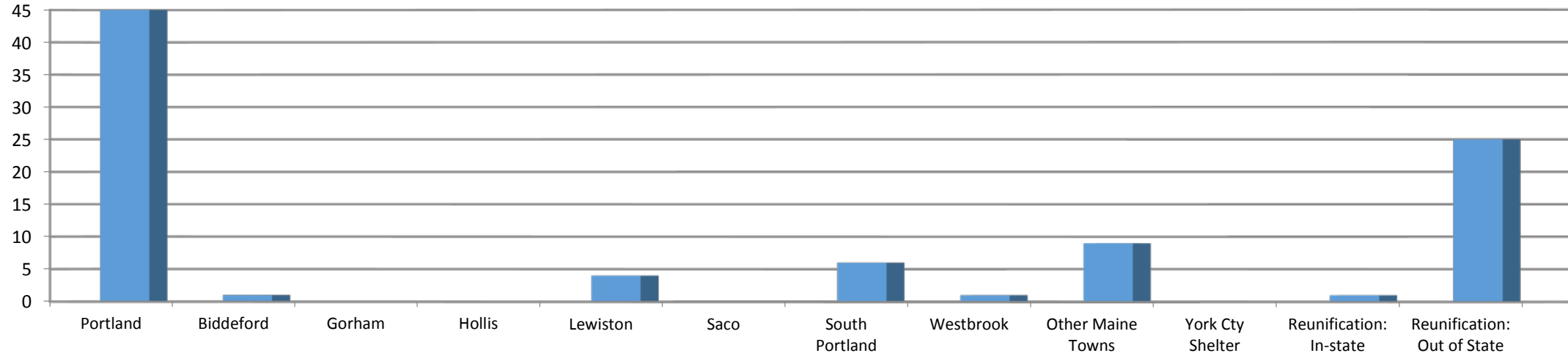
Calendar Day	Family Crisis	Family Shelter	Florence House	Joe Kreisler	Milestone	OSS Beds	OSS Chairs	Total Bed Nights
1	14	118	27	17	35	221	0	432
2	13	115	27	16	44	221	0	436
3	15	115	26	14	41	204	0	415
4	16	115	26	12	43	212	0	424
5	16	115	25	15	45	213	0	429
6	16	115	24	15	38	207	0	415
7	16	115	26	18	42	226	0	443
8	16	115	26	16	42	230	0	445
9	16	115	25	18	45	227	0	446
10	16	115	29	16	45	234	0	455
11	16	115	29	14	44	229	0	447
12	16	115	29	18	40	231	0	449
13	16	114	26	17	45	226	0	444
14	16	114	28	20	43	228	0	449
15	14	114	30	20	45	245	0	468
16	14	114	30	18	45	232	0	453
17	15	114	30	18	37	224	0	438
18	15	114	30	17	30	220	0	426
19	16	114	30	17	41	210	0	428
20	16	114	30	15	40	217	0	432
21	16	114	29	19	46	227	0	451
22	16	114	29	21	44	235	0	459
23	16	110	29	21	46	233	0	455
24	16	111	30	18	44	237	0	456
25	14	111	26	15	41	240	0	447
26	16	111	29	16	31	224	0	427
27	16	111	29	15	32	216	0	419
28	16	111	28	18	38	215	0	426
29	16	111	28	17	41	221	0	434
30	16	111	29	20	45	230	0	451
31	14	111	29	23	44	221	0	442
Total*	480	3,521	868	534	1,282	6,956	0	13,641
Avg/night*	15	114	28	17	41	224	0	440
Highest*	16	118	30	23	46	245	0	468
Lowest*	13	110	24	12	30	204	0	415

OXFORD STREET SHELTER & COMMUNITY OVERFLOW HOUSING PLACEMENT DATA

■ Non-LTS ■ Long Term Stayers



OXFORD STREET SHELTER & COMMUNITY OVERFLOW PERMANENT AND TRANSITIONAL 2017 HOUSING PLACEMENT DATA



	Jan	Feb	Mar	Apr	May	Jun	Jul	Aug	Sep	Oct	Nov	Dec	TOTAL	%
TOTAL HOUSING PLACEMENTS	19	11	12	23	27	-	-	-	-	-	-	-	92	100%
Portland	6	2	3	16	18	-	-	-	-	-	-	-	45	49%
Biddeford	-	1	-	-	-	-	-	-	-	-	-	-	1	1%
Gorham	-	-	-	-	-	-	-	-	-	-	-	-	-	0%
Hollis	-	-	-	-	-	-	-	-	-	-	-	-	-	0%
Lewiston	-	-	1	-	3	-	-	-	-	-	-	-	4	4%
Saco	-	-	-	-	-	-	-	-	-	-	-	-	-	0%
South Portland	2	1	3	-	-	-	-	-	-	-	-	-	6	7%
Westbrook	1	-	-	-	-	-	-	-	-	-	-	-	1	1%
Other Maine Towns	2	2	2	2	1	-	-	-	-	-	-	-	9	10%
York County Shelter	-	-	-	-	-	-	-	-	-	-	-	-	-	0%
Reunification with friends/family in another Maine town*	-	-	-	1	-	-	-	-	-	-	-	-	1	1%
Reunification with friends/family in another state*	8	5	3	4	5	-	-	-	-	-	-	-	25	27%

