

# PORTLAND HOMELESS SHELTERS

Average Total Number of Individuals Residing in Shelters per Night:

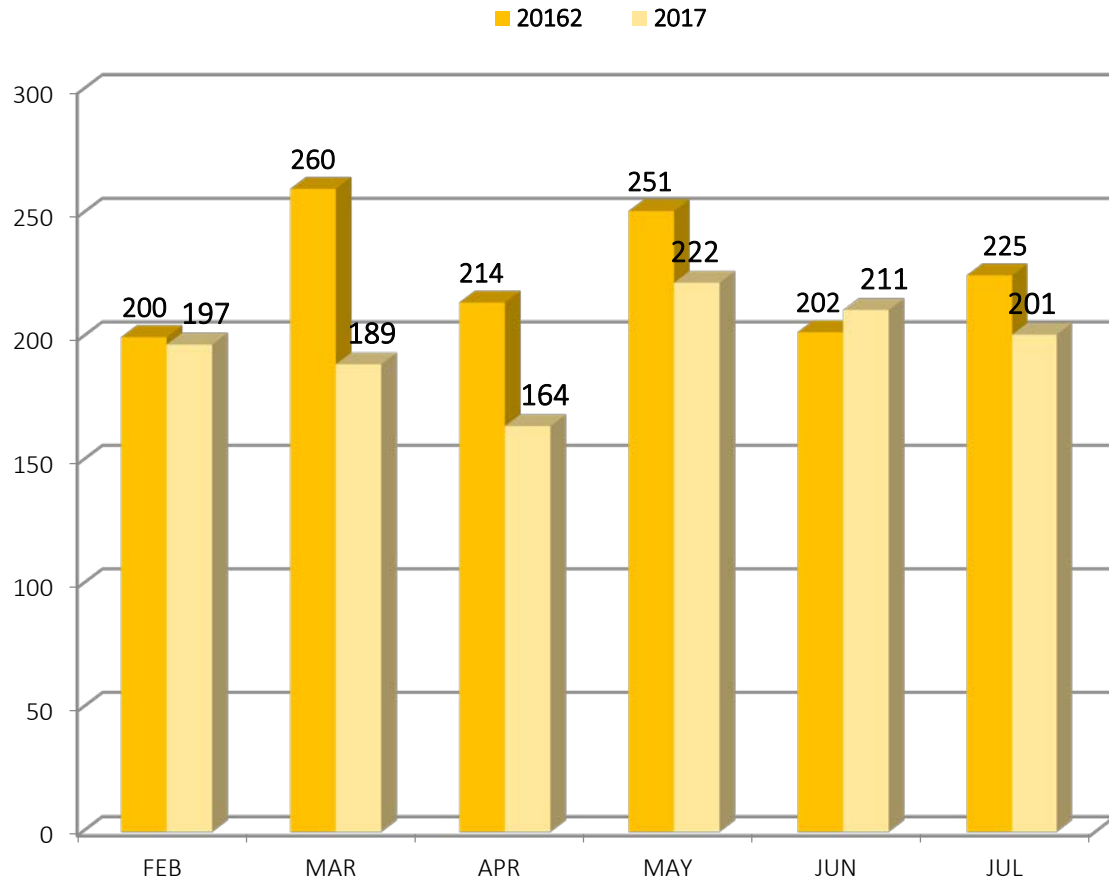
	July 2016	July 2017
<b>ADOLESCENTS</b>	20 Individuals	17 Individuals
<b>FAMILIES</b>	143 Individuals 47 Average Families	151 Individuals 52 Average Families
<b>ADULTS</b>	263 Individuals	278 Individuals
<b>Total</b>	<b>426 Individuals</b>	<b>446 Individuals</b>

31 Days in the Month of July

OXFORD STREET SHELTER  
JULY 2017  
Intakes by Residency

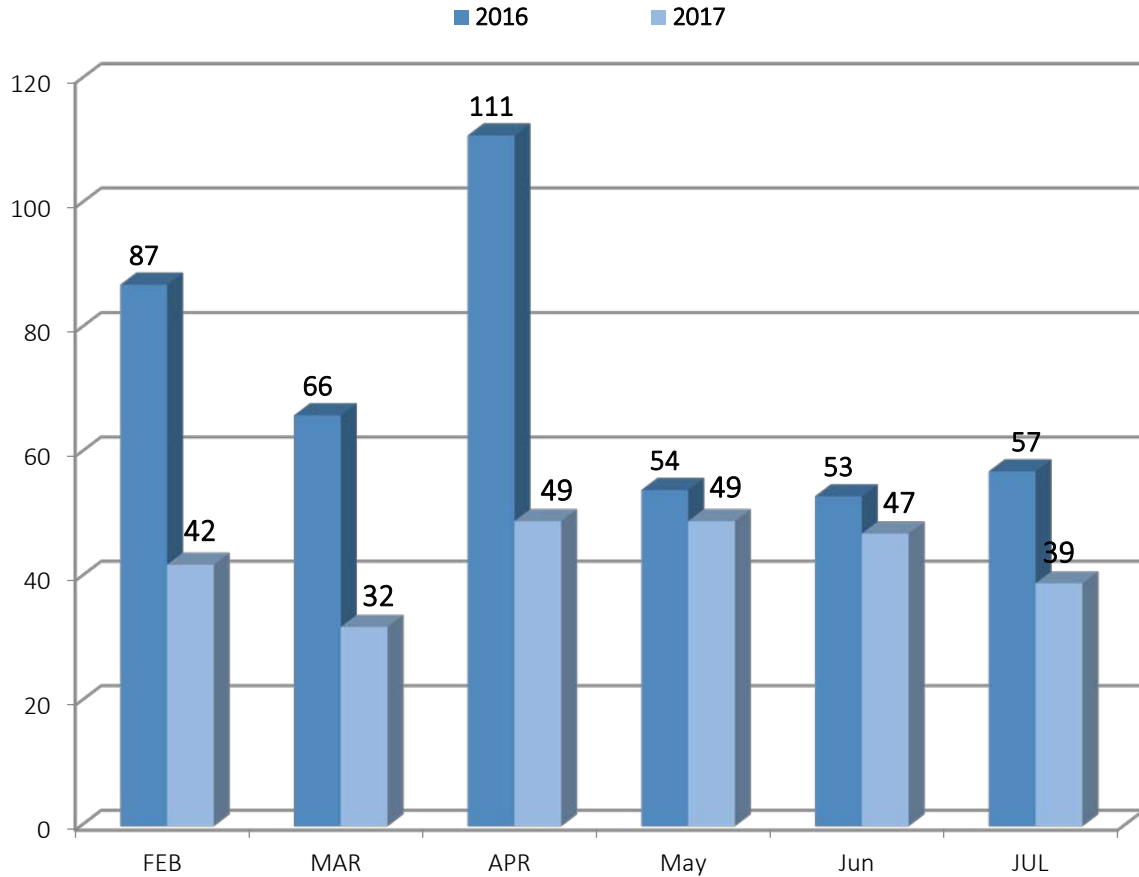
MAINE TOWN					OUT-OF-STATE					OUT-OF-COUNTRY	
Auburn	1	New Gloucester	1	Turner	1	AK	2	MO	1	Angola	3
Bangor	2	Old Orchard Beach	1	Vasselboro	1	AL	1	ND	1	DRC	1
Biddeford	5	Rumford	1	West Bath	2	CA	1	NH	2	Burundi	1
Casco	1	Saco	5	Westbrook	2	CO	1	NV	1	Rwanda	2
East Millinocket	1	Sanford	6	Windham	1	CT	1	NY	9	South Africa	2
Falmouth	1	Scarborough	4			FL	1	OR	3	Zambia	1
Gorham	1	South Paris	1			IA	1	PA	1		
Gray	2	South Portland	11			ID	2	RI	1		
Lewiston	5	Springvale	1			LA	1	VA	1		
Limington	1	Standish	2			MA	7	VT	1		
Lisbon falls	1	Topsham	1			MI	1	WA	2		
<b>MAINE TOWN:</b>	<b>62</b>	<b>OUT-OF-STATE:</b>	<b>42</b>	<b>OUT-OF-COUNTRY:</b>	<b>10</b>	<b>PORTLAND:</b>	<b>42</b>	<b>Unknown:</b>	<b>0</b>	<b>TOTAL:</b>	<b>156c</b>

# PORTLAND, CITY-WIDE JULY 2017 SHELTER INTAKES BY MONTH



	APRIL INTAKES
Family Crisis	1/3
Family Shelter	12/47
Joe Kreisler	9
Milestone	7
Oxford Street (Men)	115
Oxford Street (Women)	47
Women's Shelter	10
<b>TOTAL</b>	

# PORTLAND, CITY-WIDE JULY 2017 HOUSING PLACEMENTS BY MONTH

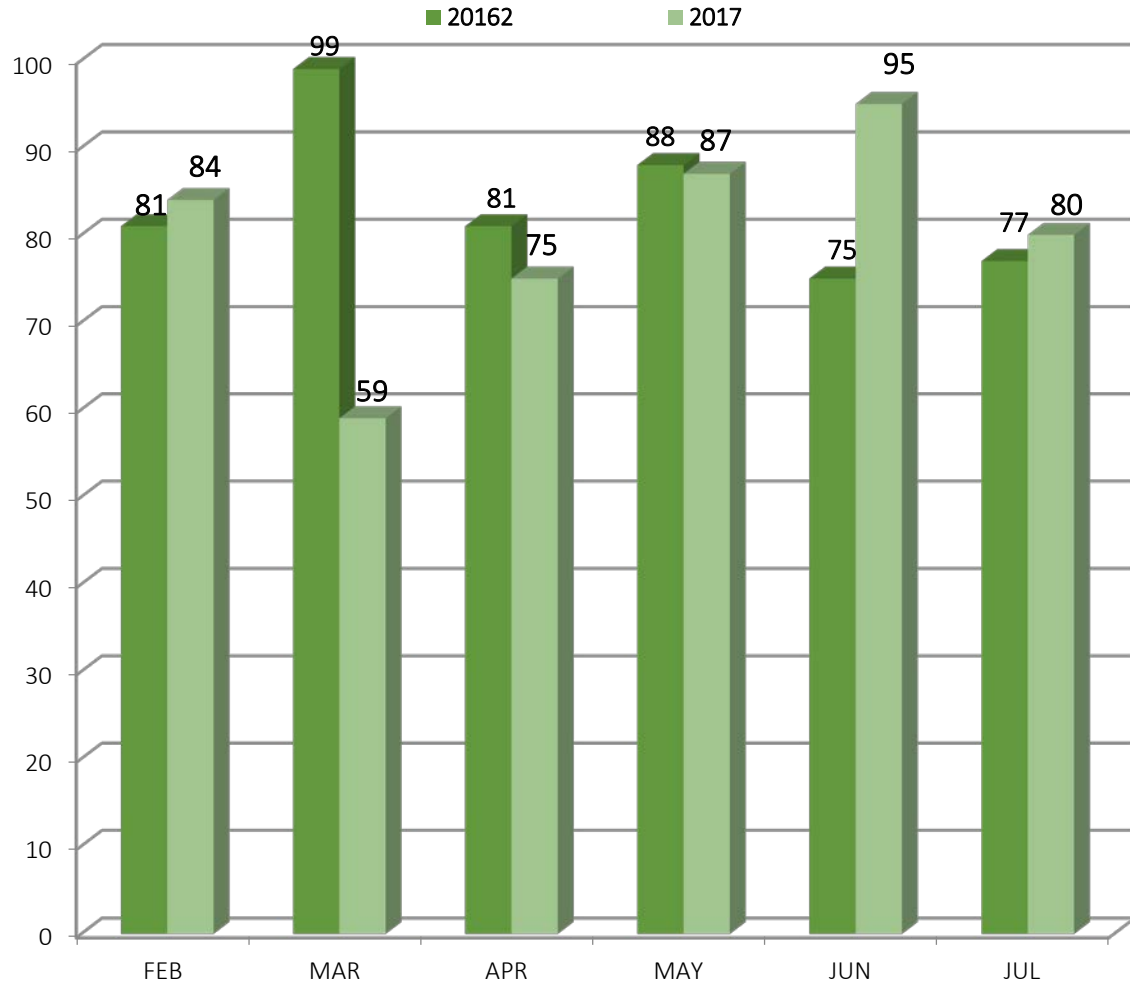


\*Starting November, 2013, Oxford Street Shelter shifted prioritization of housing placements to their 30 longest-term stayers.

	TOTAL HOUSING PLACEMENTS	TRANSITIONAL	PERMANENT
Family Crisis	3/3	0	3/3
Family Shelter	9/37	0	9/37
Joe Kreisler	4	0	4
Milestone	2	0	2
Oxford Street (Men)	18	0	18
Oxford Street (Women)	3	0	3
Women's Shelter	0	0	0
<b>TOTAL</b>	<b>39</b>	<b>0</b>	<b>39</b>

# PORTLAND, CITY-WIDE JULY 2017

## 1st TIME HOMELESSNESS STATISTICS (BASED ON SELF-REPORTING)



1 <sup>ST</sup> TIME HOMELESSNESS STATISTICS % OF ALL INTAKES (BASED ON SELF-REPORTING)	1 <sup>ST</sup> Time Homeless Intakes	% of Total First Time Homeless Intakes
Family Crisis	0/0	0%
Family Shelter	6/28	35%
Joe Kreisler	2	3%
Milestone	2	3%
Oxford Street (Men)	30	38%
Oxford Street (Women)	15	19%
Women's Shelter	3	4%
<b>TOTAL</b>	<b>80</b>	<b>100%</b>

# PORTLAND, CITY-WIDE JULY 2017 SHELTER COUNT BY NIGHT

On July 10:

465 individuals

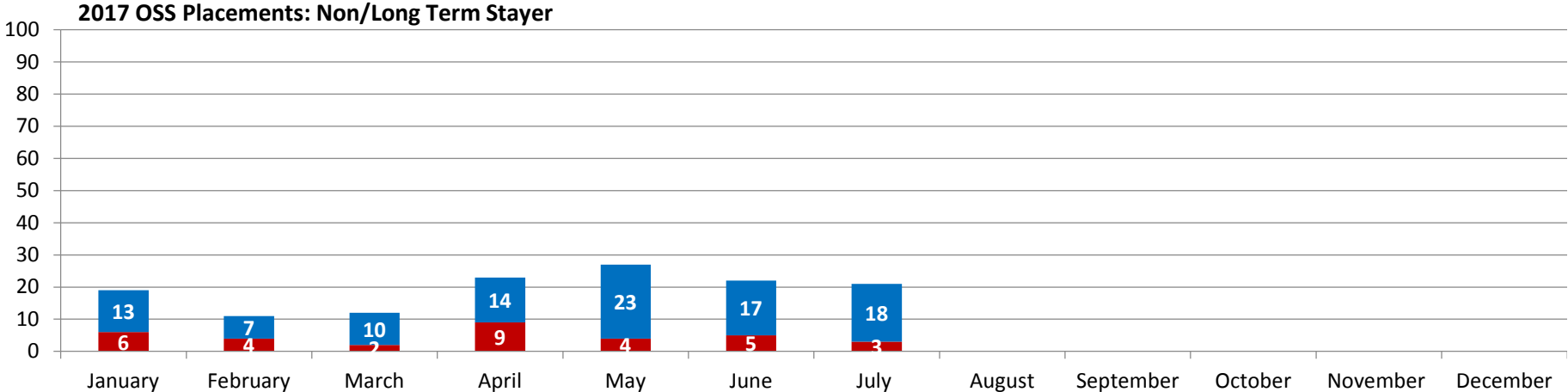
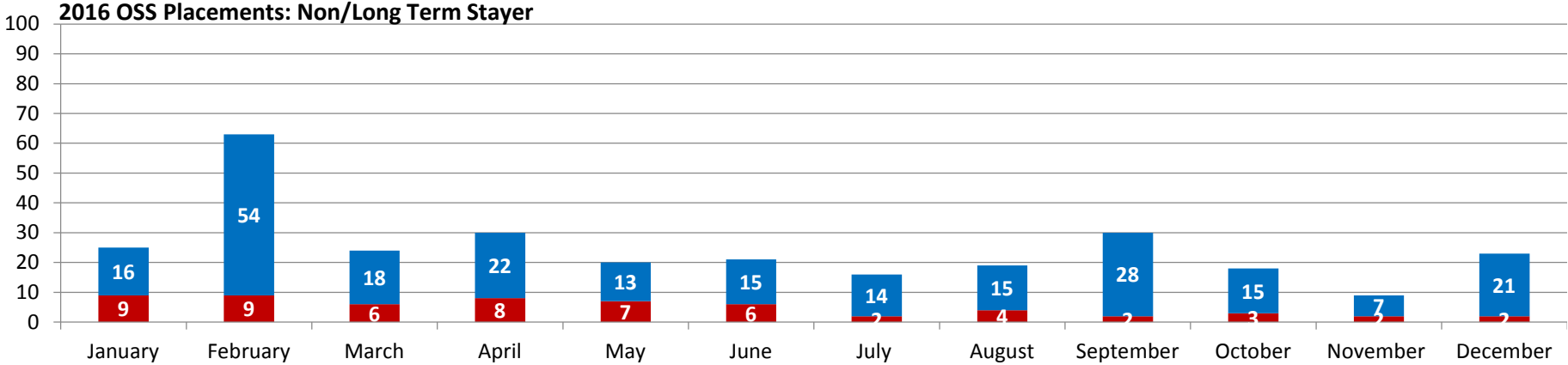
*(including families)*

were utilizing shelter services in  
Portland

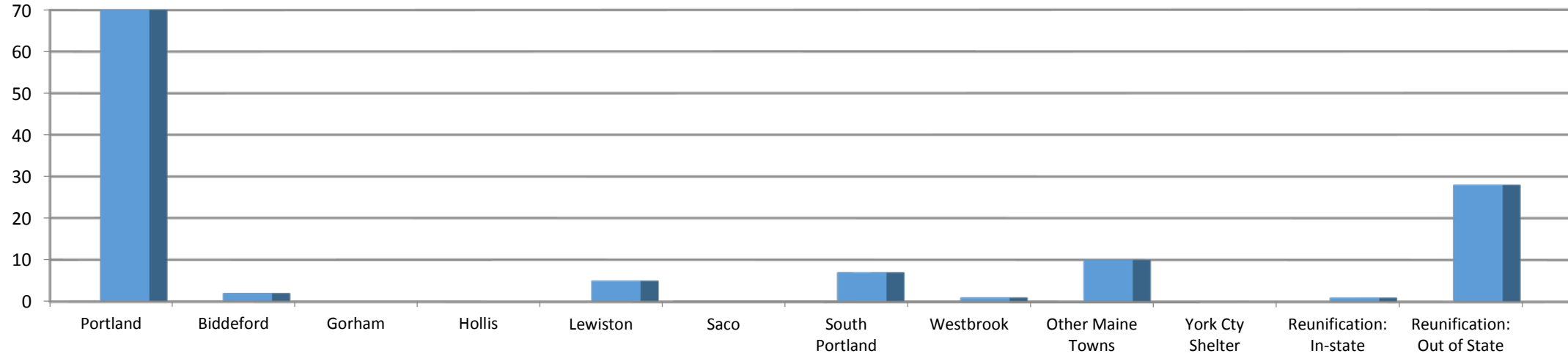
Calendar Day	Family Crisis	Family Shelter	Florence House	Joe Kreisler	Milestone	OSS Beds	OSS Chairs	Total Bed Nights
1	16	128	24	20	36	187	0	411
2	16	131	26	16	31	198	0	418
3	16	131	25	19	33	200	0	424
4	16	131	26	17	35	207	0	432
5	16	134	25	17	34	218	0	444
6	16	129	25	17	40	211	0	438
7	16	128	26	13	43	212	0	438
8	16	137	25	21	46	212	0	457
9	16	137	25	21	36	215	0	450
10	16	137	26	19	41	226	0	465
11	16	137	26	20	40	218	0	457
12	16	137	27	20	43	209	0	452
13	16	137	27	19	38	210	0	447
14	16	133	27	17	44	203	0	440
15	16	133	27	19	38	218	0	451
16	16	133	27	19	36	226	0	457
17	16	134	27	16	37	226	0	456
18	16	137	26	20	38	227	0	464
19	16	135	25	19	38	223	0	456
20	16	135	25	16	38	221	0	451
21	15	135	26	22	39	205	0	442
22	15	133	26	14	37	215	0	440
23	15	139	25	15	46	221	0	461
24	15	138	25	13	44	227	0	462
25	16	138	25	13	45	221	0	458
26	16	138	25	12	39	221	0	451
27	16	138	26	14	44	218	0	456
28	16	137	26	10	39	206	0	434
29	16	137	26	12	41	205	0	437
30	16	137	25	14	40	209	0	441
31	16	137	26	11	42	199	0	431
<b>Total*</b>	<b>492</b>	<b>4,181</b>	<b>798</b>	<b>515</b>	<b>1,221</b>	<b>6,614</b>	<b>0</b>	<b>13,821</b>
<b>Avg/night*</b>	<b>16</b>	<b>135</b>	<b>26</b>	<b>17</b>	<b>39</b>	<b>213</b>	<b>0</b>	<b>446</b>
<b>Highest*</b>	<b>16</b>	<b>139</b>	<b>27</b>	<b>22</b>	<b>46</b>	<b>227</b>	<b>0</b>	<b>465</b>
<b>Lowest*</b>	<b>15</b>	<b>128</b>	<b>24</b>	<b>10</b>	<b>31</b>	<b>187</b>	<b>0</b>	<b>411</b>

# OXFORD STREET SHELTER & COMMUNITY OVERFLOW HOUSING PLACEMENT DATA

■ Non-LTS      ■ Long Term Stayers



# OXFORD STREET SHELTER & COMMUNITY OVERFLOW PERMANENT AND TRANSITIONAL 2017 HOUSING PLACEMENT DATA



	Jan	Feb	Mar	Apr	May	Jun	Jul	Aug	Sep	Oct	Nov	Dec	TOTAL	%
<b>TOTAL HOUSING PLACEMENTS</b>	<b>19</b>	<b>11</b>	<b>12</b>	<b>23</b>	<b>27</b>	<b>17</b>	<b>21</b>	-	-	-	-	-	<b>109</b>	<b>100%</b>
Portland	6	2	3	16	18	12	13	-	-	-	-	-	<b>70</b>	<b>56%</b>
Biddeford	-	1	-	-	-	-	1	-	-	-	-	-	<b>2</b>	<b>2%</b>
Gorham	-	-	-	-	-	-	-	-	-	-	-	-	-	<b>0%</b>
Hollis	-	-	-	-	-	-	-	-	-	-	-	-	-	<b>0%</b>
Lewiston	-	-	1	-	3	-	1	-	-	-	-	-	<b>5</b>	<b>4%</b>
Saco	-	-	-	-	-	-	-	-	-	-	-	-	-	<b>0%</b>
South Portland	2	1	3	-	-	1	-	-	-	-	-	-	<b>7</b>	<b>6%</b>
Westbrook	1	-	-	-	-	-	-	-	-	-	-	-	<b>1</b>	<b>1%</b>
Other Maine Towns	2	2	2	2	1	1	-	-	-	-	-	-	<b>10</b>	<b>8%</b>
York County Shelter	-	-	-	-	-	-	-	-	-	-	-	-	-	<b>0%</b>
Reunification with friends/family in another Maine town*	-	-	-	1	-	-	-	-	-	-	-	-	<b>1</b>	<b>1%</b>
Reunification with friends/family in another state*	8	5	3	4	5	3	6	-	-	-	-	-	<b>28</b>	<b>23%</b>



