

PORTLAND HOMELESS SHELTERS

Average Total Number of Individuals Residing in Shelters per Night:

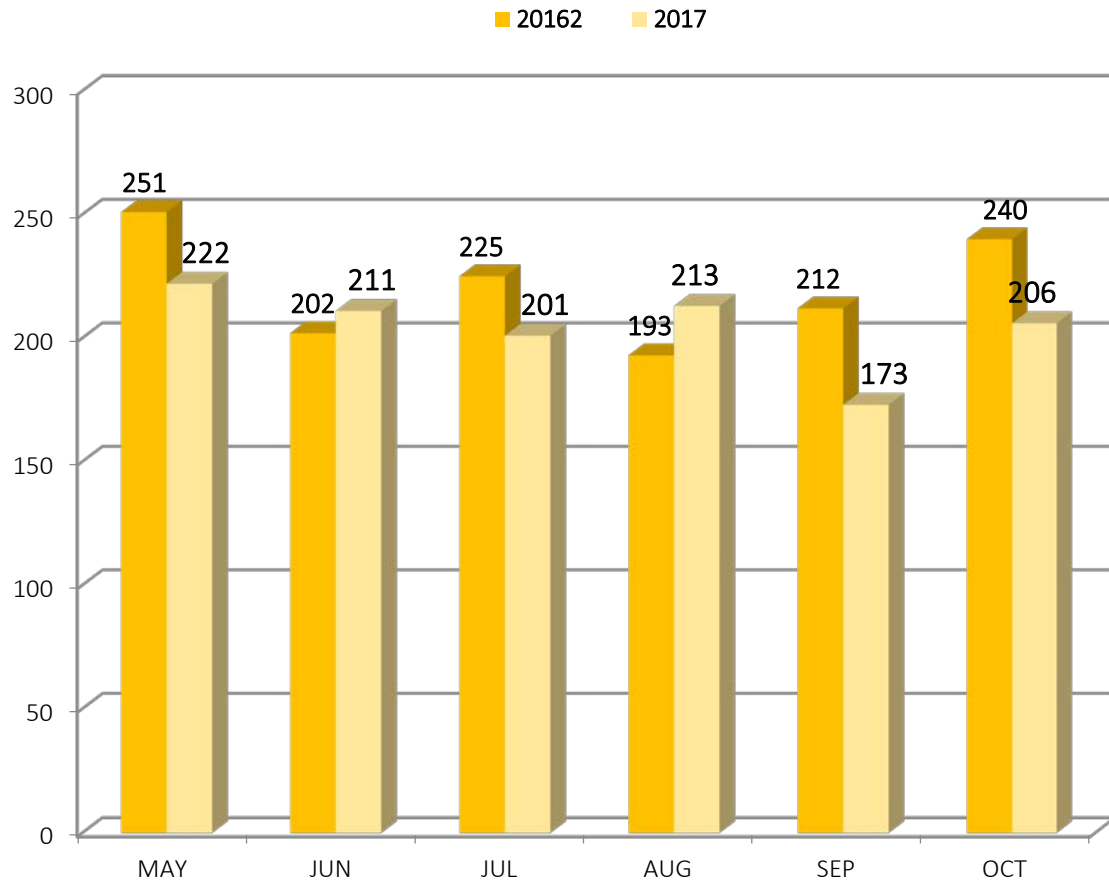
	October 2016	October 2017
ADOLESCENTS	17 Individuals	18 Individuals
FAMILIES	131 Individuals 47 Average Families	155 Individuals 54 Average Families
ADULTS	265 Individuals	267 Individuals
Total	414 Individuals	439 Individuals

31 Days in the Month of October

OXFORD STREET SHELTER
OCTOBER 2017
Intakes by Residency

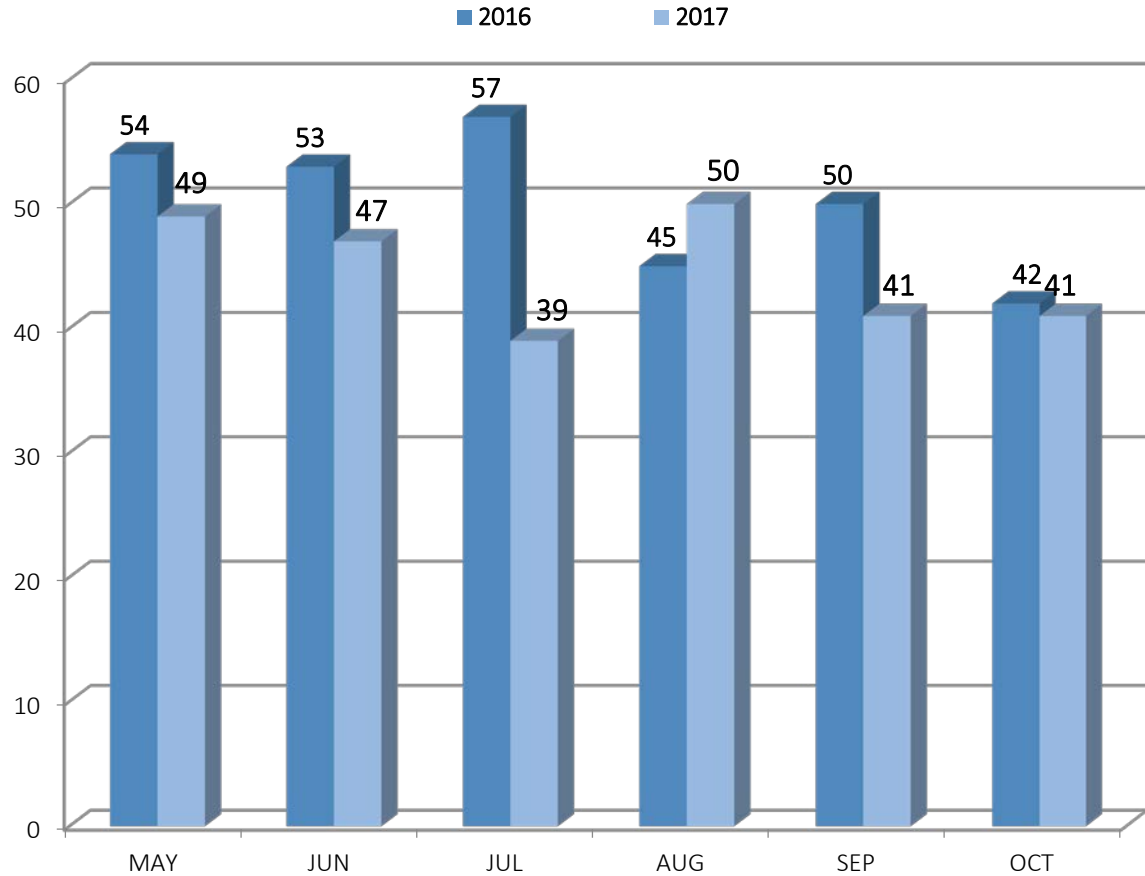
MAINE TOWN					OUT-OF-STATE					OUT-OF-COUNTRY	
Alfred	2	Lebanon	1	Westbrook	5	AK	1	NH	3	Angola	3
Auburn	1	Lewiston	1	Windham	3	AZ	1	NY	5	DRC	7
Bangor	2	Limington	1	Yarmouth	1	CA	2	OR	2	South Africa	1
Biddeford	6	Lisbon	1			CO	2	PA	1		
Casco	1	Madawaska	1			CT	1	TN	1		
East Millinocket	1	N. Berwick	2			FL	2	TX	1		
East Waterboro	1	Old Orchard Beach	1			GA	3	VA	1		
Ellsworth	1	Orland	1			IL	2	VT	2		
Farmington	1	Phippsburg	1			MA	4	WA	2		
Gray	2	Saco	1			MD	1				
Houlton	1	South Portland	2			NC	3				
Jefferson	1	Veazie	1			ND	1				
MAINE TOWN:	45	OUT-OF-STATE:	41	OUT-OF-COUNTRY:	11	PORTLAND:	42	Unknown:	0	TOTAL:	139

PORTLAND, CITY-WIDE OCTOBER 2017 SHELTER INTAKES BY MONTH



	INTAKES
Family Crisis	8/12
Family Shelter	12/36
Joe Kreisler	14
Milestone	25
Oxford Street (Men)	102
Oxford Street (Women)	37
Women's Shelter	8
TOTAL	206

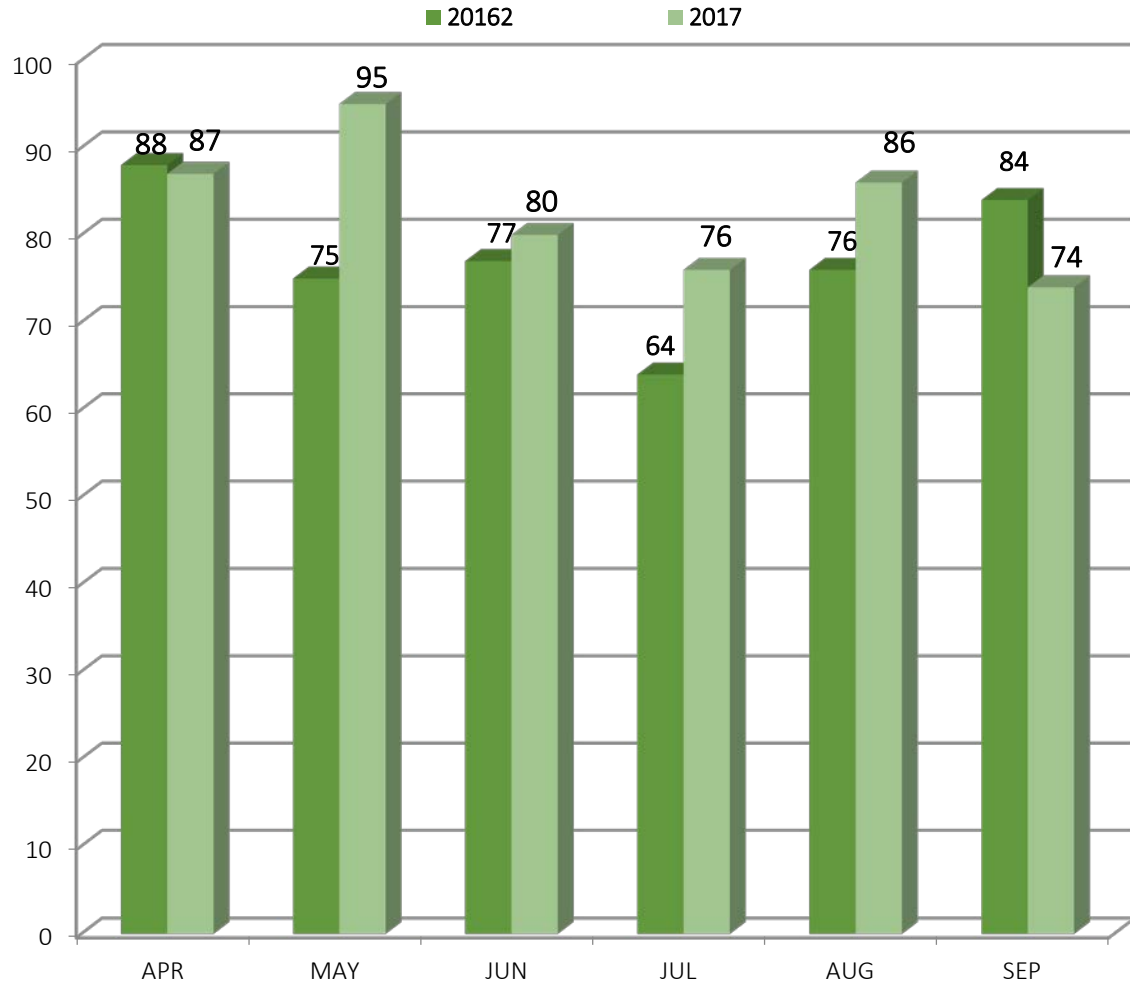
PORTLAND, CITY-WIDE OCTOBER 2017 HOUSING PLACEMENTS BY MONTH



***Starting November, 2013, Oxford Street Shelter shifted prioritization of housing placements to their 30 longest-term stayers.**

	TOTAL HOUSING PLACEMENTS	TRANSITIONAL	PERMANENT
Family Crisis	4/7	0	4/7
Family Shelter	5/23	0	5/23
Joe Kreisler	9	0	9
Milestone	3	0	3
Oxford Street (Men)	11	0	11
Oxford Street (Women)	7	0	7
Women's Shelter	2	0	2
TOTAL	41	0	41

PORTLAND, CITY-WIDE OCTOBER 2017 1st TIME HOMELESSNESS STATISTICS (BASED ON SELF-REPORTING)



1 ST TIME HOMELESSNESS STATISTICS % OF ALL INTAKES (BASED ON SELF-REPORTING)	1 ST Time Homeless Intakes	% of Total First Time Homeless Intakes
Family Crisis	1/1	1%
Family Shelter	8/21	28%
Joe Kreisler	4	5%
Milestone	9	12%
Oxford Street (Men)	23	31%
Oxford Street (Women)	14	19%
Women's Shelter	2	3%
TOTAL	74	100%

PORTLAND, CITY-WIDE OCTOBER 2017 SHELTER COUNT BY NIGHT

On October 18:

465 individuals

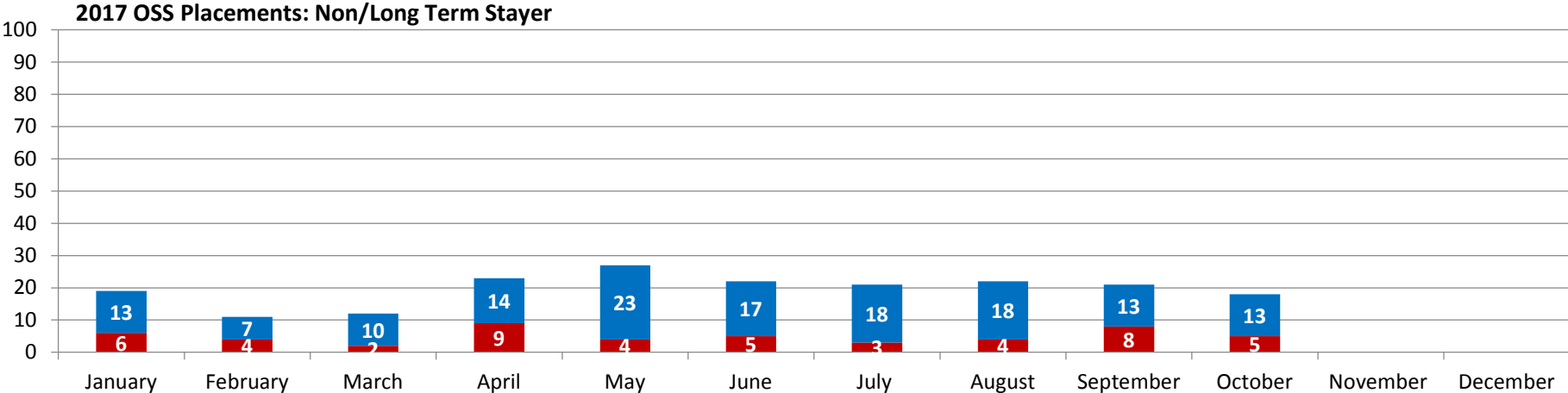
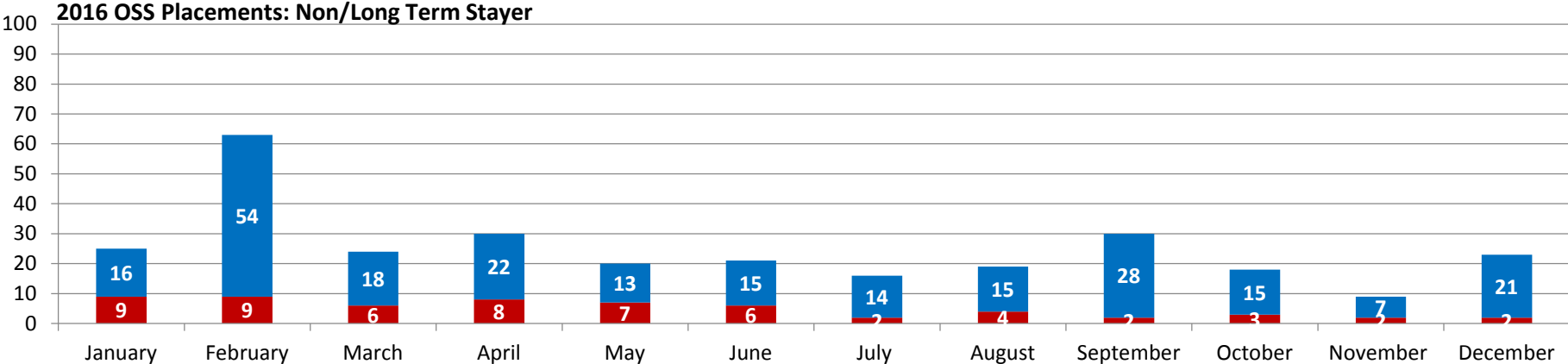
(including families)

were utilizing shelter services in
Portland

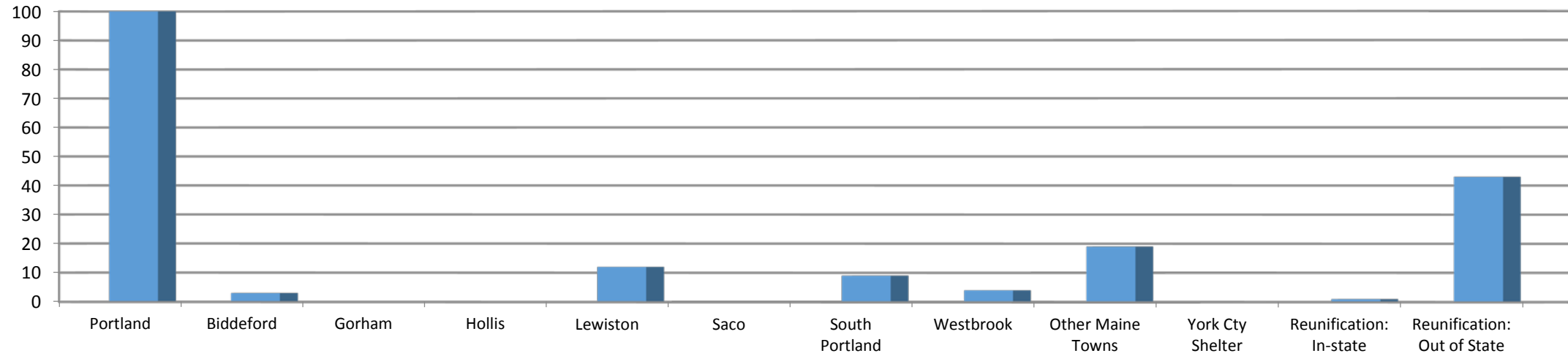
Calendar Day	Family Crisis	Family Shelter	Florence House	Joe Kreisler	Milestone	OSS Beds	OSS Chairs	Total Bed Nights
1	15	142	27	16	33	204	0	437
2	16	141	27	20	43	214	0	461
3	16	141	28	22	42	201	0	450
4	16	141	27	24	42	184	0	434
5	16	135	26	22	33	188	0	420
6	16	137	26	18	34	187	0	418
7	16	137	26	21	38	184	0	422
8	16	138	26	22	41	187	0	430
9	16	138	26	19	44	206	0	449
10	17	138	27	18	40	201	0	441
11	15	136	27	20	42	214	0	454
12	15	136	27	19	35	210	0	442
13	16	140	28	19	34	204	0	441
14	16	140	28	13	36	191	0	424
15	16	140	26	18	34	210	0	444
16	14	140	26	13	38	223	0	454
17	16	140	27	14	44	214	0	455
18	16	140	25	19	40	225	0	465
19	13	140	25	19	34	213	0	444
20	13	140	25	17	39	204	0	438
21	13	141	26	16	30	200	0	426
22	14	141	26	16	37	187	0	421
23	14	141	27	19	45	194	0	440
24	15	137	26	20	43	195	0	436
25	16	137	26	20	42	207	0	448
26	16	140	26	18	43	212	0	455
27	16	140	27	16	45	190	0	434
28	16	140	25	17	38	184	0	420
29	16	140	25	15	45	203	0	444
30	16	140	26	14	43	200	0	439
31	16	140	26	12	41	196	0	431
Total*	478	4,317	816	556	1,218	6,232	0	13,617
Avg/night*	15	139	26	18	39	201	0	439
Highest*	17	142	28	24	45	225	0	465
Lowest*	13	135	25	12	30	184	0	418

OXFORD STREET SHELTER & COMMUNITY OVERFLOW HOUSING PLACEMENT DATA

■ Non-LTS ■ Long Term Stayers




OXFORD STREET SHELTER & COMMUNITY OVERFLOW PERMANENT AND TRANSITIONAL 2017 HOUSING PLACEMENT DATA



	Jan	Feb	Mar	Apr	May	Jun	Jul	Aug	Sep	Oct	Nov	Dec	TOTAL	%
TOTAL HOUSING PLACEMENTS	19	11	12	23	27	17	21	22	21	18	-	-	191	100%
Portland	6	2	3	16	18	12	13	12	10	8	-	-	100	52%
Biddeford	-	1	-	-	-	-	1	1	-	-	-	-	3	2%
Gorham	-	-	-	-	-	-	-	-	-	-	-	-	-	0%
Hollis	-	-	-	-	-	-	-	-	-	-	-	-	-	0%
Lewiston	-	-	1	-	3	-	1	-	4	3	-	-	12	6%
Saco	-	-	-	-	-	-	-	-	-	-	-	-	-	0%
South Portland	2	1	3	-	-	1	-	1	-	1	-	-	9	5%
Westbrook	1	-	-	-	-	-	-	1	-	2	-	-	4	2%
Other Maine Towns	2	2	2	2	1	1	-	3	3	3	-	-	19	10%
York County Shelter	-	-	-	-	-	-	-	-	-	-	-	-	-	0%
Reunification with friends/family in another Maine town*	-	-	-	1	-	-	-	-	-	-	-	-	1	1%
Reunification with friends/family in another state*	8	5	3	4	5	3	6	4	4	1	-	-	43	23%

FAMILY SHELTER
PERMANENT AND TRANSITIONAL
HOUSING PLACEMENT DATA
■ 2017



	Jan	Feb	Mar	Apr	May	Jun	Jul	Aug	Sep	Oct	Nov	Dec	TOTAL	100%
TOTAL HOUSING PLACEMENTS	16	15	6	11	6	12	9	17	9	5			106	100%
Portland	8	7	3	6	4	6	4	9	6	3	-	-	56	53%
Auburn	-	-	-	-	-	-	-	-	-	-	-	-	-	0%
Augusta	-	-	-	1	-	1	-	-	-	-	-	-	2	2%
Biddeford	-	4	-	-	-	1	1	1	-	-	-	-	7	7%
Gorham	-	-	-	-	-	-	-	-	-	-	-	-	-	0%
Lewiston	1	-	1	-	-	1	-	-	-	-	-	-	3	3%
Lyman	-	-	-	-	-	-	-	-	-	-	-	-	-	0%
Mexico	-	-	-	-	-	-	-	-	-	-	-	-	-	0%
Old Orchard Beach	-	-	-	-	-	-	-	-	-	-	-	-	-	0%
Rumford	-	-	-	-	-	-	-	-	-	-	-	-	-	0%
South Portland	-	1	-	-	-	-	-	-	-	1	-	-	2	2%
Westbrook	5	2	2	2	2	2	4	4	3	1	-	-	27	25%
Yarmouth	-	1	-	-	-	-	-	-	-	-	-	-	1	1%
Other Maine Town	1	-	-	1	-	-	-	-	-	-	-	-	2	2%
Out of State	1	-	-	1	-	1	-	3	-	-	-	-	6	6%