

PORTLAND HOMELESS SHELTERS

Average Total Number of Individuals Residing in Shelters per Night:

	December 2016	December 2017
ADOLESCENTS	20 Individuals	10 Individuals
FAMILIES	132 Individuals 52 Average Families	153 Individuals 54 Average Families*
ADULTS	288 Individuals	286 Individuals*
Total	440 Individuals	449 Individuals

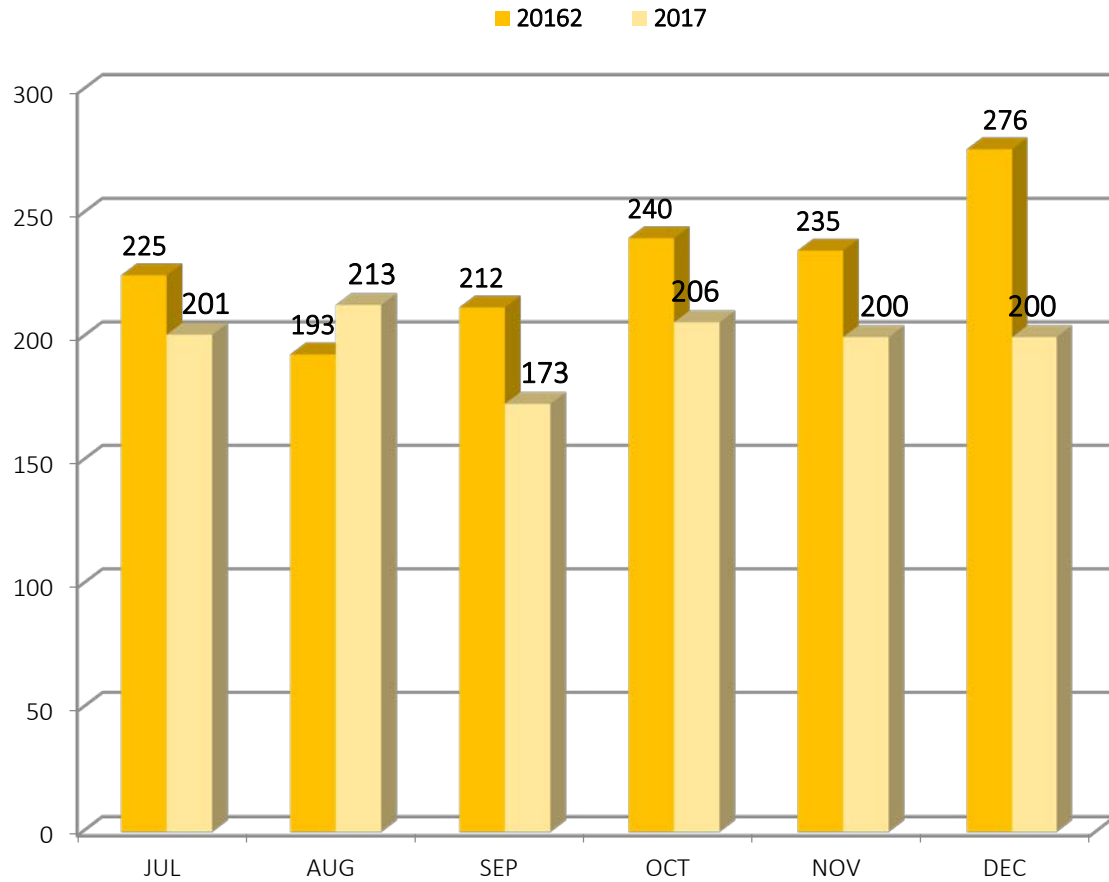
31 Days in the Month of November

*Numbers now include Safe Haven and FS Warming Center

OXFORD STREET SHELTER
DECEMBER 2017
Intakes by Residency

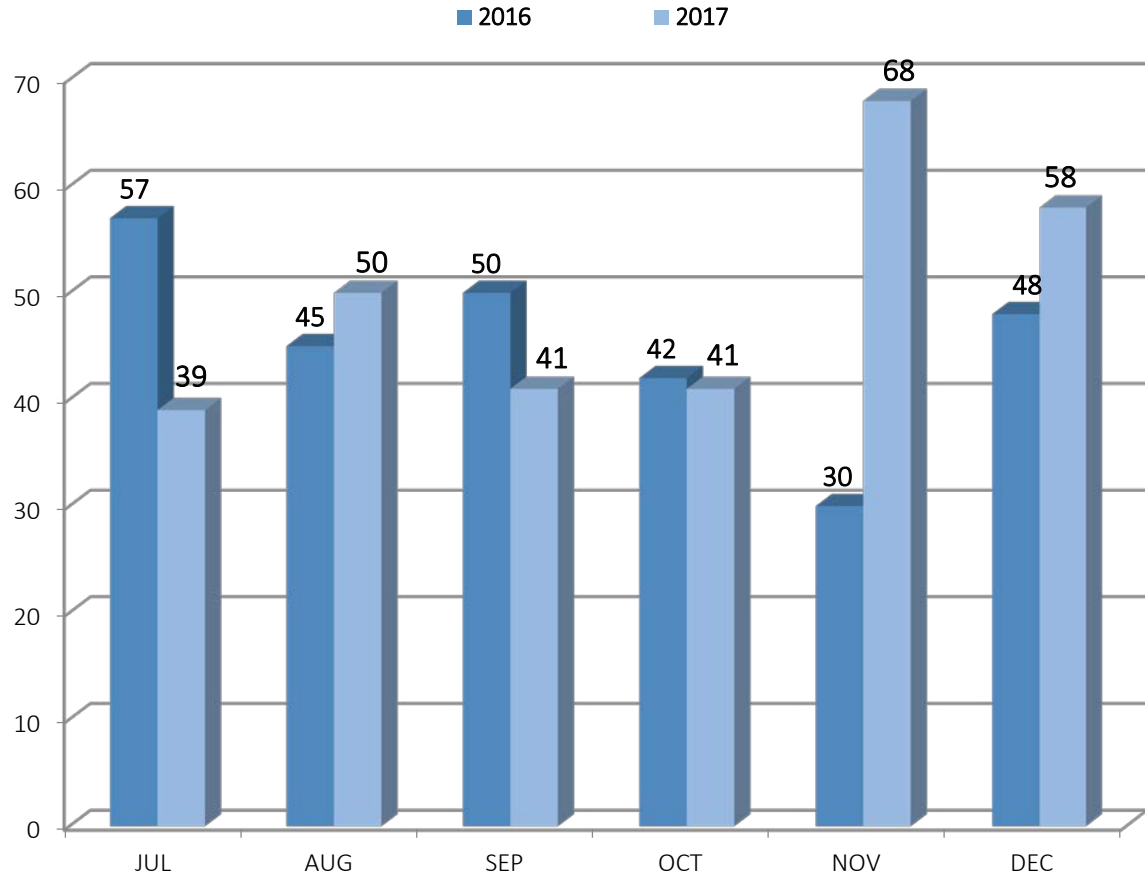
MAINE TOWN						OUT-OF-STATE				OUT-OF-COUNTRY	
Alfred	1	Greenwood	1	Sanford	1	AR	1	SD	1	DRC	1
Arundel	1	Jay	1	Skowhegan	1	CA	1	TN	1	Kenya	1
Auburn	1	Kennebunk	1	South Portland	6	CT	1	TX	1	Togo	1
Bangor	3	Lebanon	1	Warren	1	DC	1				
Bethel	2	Lewiston	8	Wells	2	FL	2				
Biddeford	5	Lyman	1	Westbrook	7	IL	1				
Brunswick	2	Mexico	1	Windham	2	MA	6				
Calais	1	Naples	2	Wiscasset	1	MI	1				
Damariscotta	1	Old Orchard Beach	2	Yarmouth	1	MS	1				
East Millinocket	1	Rangeley	1			NH	4				
Fort Fairfield	1	Rockland	1			NY	4				
Gray	1	Saco	3			OH	1				
MAINE TOWN:	66	OUT-OF-STATE:	27	OUT-OF-COUNTRY:	3	PORTLAND:	46	Unknown:	0	TOTAL:	142

PORTLAND, CITY-WIDE DECEMBER 2017 SHELTER INTAKES BY MONTH



	INTAKES
Family Crisis	4/6
Family Shelter	19/65
Joe Kreisler	8
Milestone	18
Oxford Street (Men)	119
Oxford Street (Women)	23
Women's Shelter	9
TOTAL	200

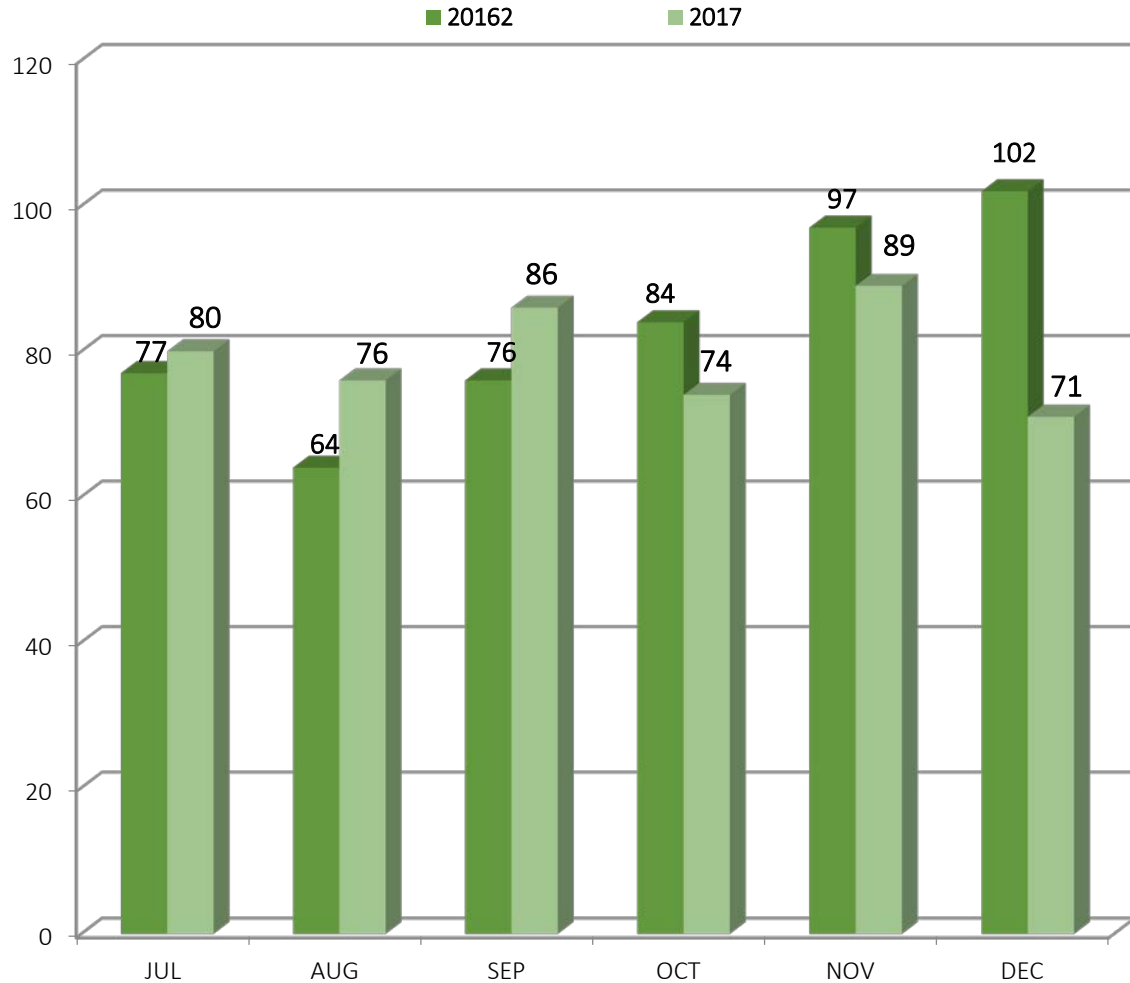
PORTLAND, CITY-WIDE DECEMBER 2017 HOUSING PLACEMENTS BY MONTH



*Starting November, 2013, Oxford Street Shelter shifted prioritization of housing placements to their 30 longest-term stayers.

	TOTAL HOUSING PLACEMENTS	TRANSITIONAL	PERMANENT
Family Crisis	1/3	0	1/3
Family Shelter	13/48	0	13/48
Joe Kreisler	12	0	12
Milestone	5	0	5
Oxford Street (Men)	15	0	15
Oxford Street (Women)	7	0	7
Women's Shelter	5	0	5
TOTAL	58	0	58

PORTLAND, CITY-WIDE DECEMBER 2017 1st TIME HOMELESSNESS STATISTICS (BASED ON SELF-REPORTING)



1 ST TIME HOMELESSNESS STATISTICS % OF ALL INTAKES (BASED ON SELF-REPORTING)	1 st Time Homeless Intakes	% of Total First Time Homeless Intakes
Family Crisis	0/0	0%
Family Shelter	14/48	68%
Joe Kreisler	0	0%
Milestone	8	11%
Oxford Street (Men)	9	13%
Oxford Street (Women)	4	6%
Women's Shelter	2	3%
TOTAL	71	100%

PORTLAND, CITY-WIDE DECEMBER 2017 SHELTER COUNT BY NIGHT

On December 30:

482 individuals

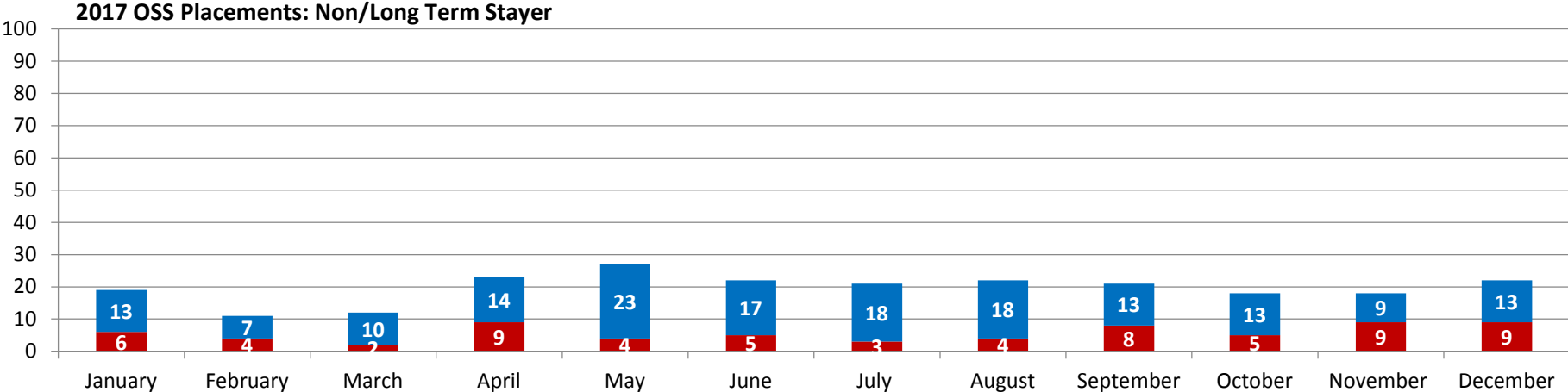
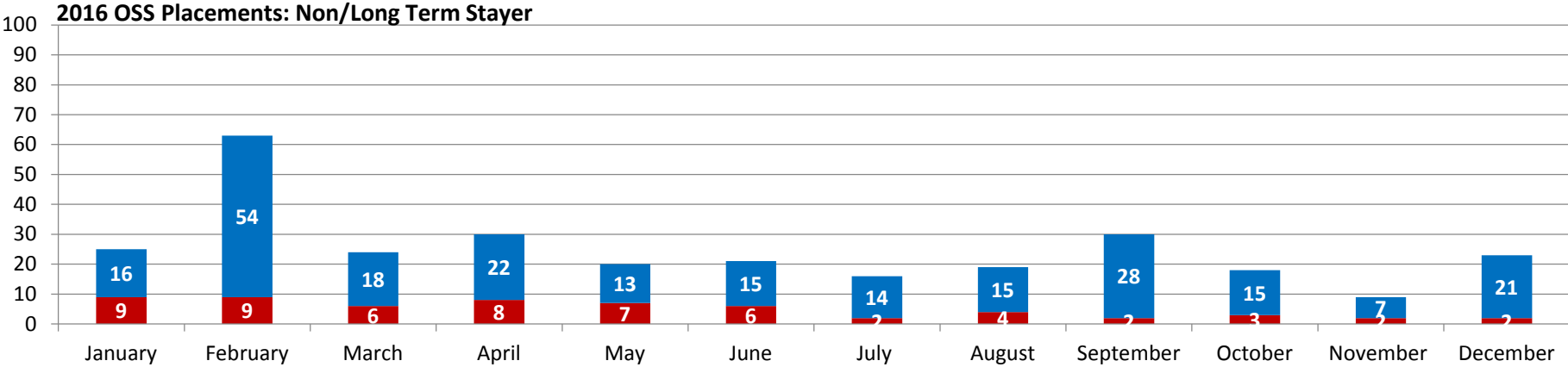
(including families)

were utilizing shelter services in
Portland

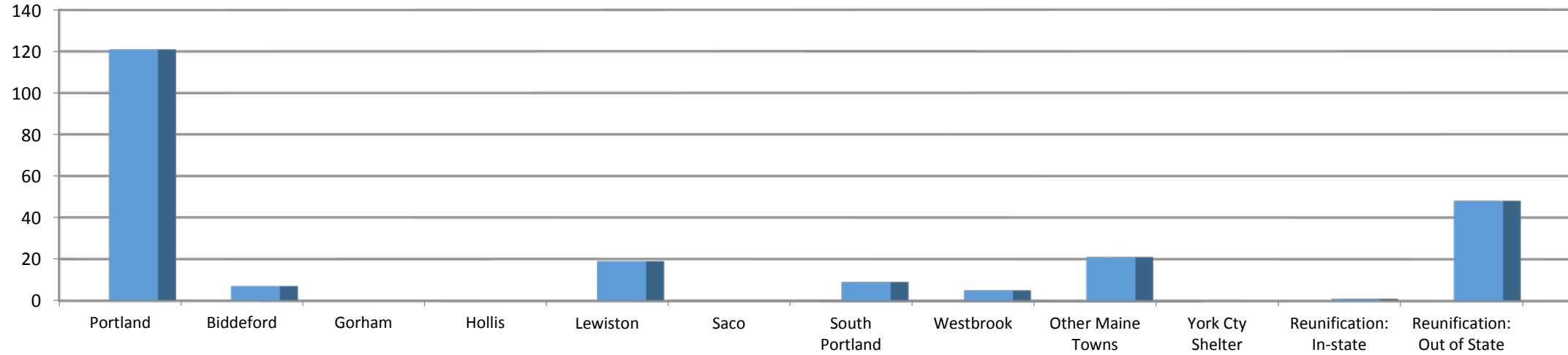
Calendar Day	Family Crisis	Family Shelter	Florence House	Joe Kreisler	Milestone	OSS Beds	OSS Chairs	Total Bed Nights
1	16	136	38	16	40	168	0	414
2	16	132	37	17	42	165	0	409
3	16	135	40	12	45	187	0	435
4	16	138	40	13	41	189	0	437
5	16	136	39	15	33	208	0	447
6	16	140	40	15	44	210	0	465
7	16	138	40	11	43	211	0	459
8	15	133	40	11	43	205	0	447
9	15	136	39	9	41	198	0	438
10	14	141	40	11	41	208	0	455
11	14	143	39	12	42	210	0	460
12	14	140	39	9	43	217	0	462
13	14	140	40	13	45	222	0	474
14	15	136	40	9	42	216	0	458
15	15	138	40	11	42	217	0	463
16	15	138	40	4	34	208	0	439
17	15	138	39	7	39	214	0	452
18	15	138	40	7	39	207	0	446
19	15	138	40	11	41	225	0	470
20	14	135	40	8	42	211	0	450
21	14	140	38	10	37	225	0	464
22	15	140	40	6	33	202	0	436
23	15	140	35	7	28	208	0	433
24	15	141	32	4	32	201	0	425
25	15	141	36	3	29	192	0	416
26	15	136	40	7	39	224	0	461
27	15	140	41	9	45	223	0	473
28	12	139	41	9	41	223	0	465
29	12	137	40	8	42	201	0	440
30	12	142	36	11	37	244	0	482
31	12	143	35	9	34	204	0	437
Total*	454	4,288	1,204	304	1,219	6,443	0	13,912
Avg/night*	15	138	39	10	39	208	0	449
Highest*	16	143	41	17	45	244	0	482
Lowest*	12	132	32	3	28	165	0	409

OXFORD STREET SHELTER & COMMUNITY OVERFLOW HOUSING PLACEMENT DATA

■ Non-LTS ■ Long Term Stayers




OXFORD STREET SHELTER & COMMUNITY OVERFLOW PERMANENT AND TRANSITIONAL 2017 HOUSING PLACEMENT DATA



	Jan	Feb	Mar	Apr	May	Jun	Jul	Aug	Sep	Oct	Nov	Dec	TOTAL	%
TOTAL HOUSING PLACEMENTS	19	11	12	23	27	17	21	22	21	18	18	22	231	100%
Portland	6	2	3	16	18	12	13	12	10	8	6	15	121	52%
Biddeford	-	1	-	-	-	-	1	1	-	-	3	1	7	3%
Gorham	-	-	-	-	-	-	-	-	-	-	-	-	-	0%
Hollis	-	-	-	-	-	-	-	-	-	-	-	-	-	0%
Lewiston	-	-	1	-	3	-	1	-	4	3	6	1	19	8%
Saco	-	-	-	-	-	-	-	-	-	-	-	-	-	0%
South Portland	2	1	3	-	-	1	-	1	-	1	-	-	9	4%
Westbrook	1	-	-	-	-	-	-	1	-	2	-	1	5	2%
Other Maine Towns	2	2	2	2	1	1	-	3	3	3	1	1	21	10%
York County Shelter	-	-	-	-	-	-	-	-	-	-	-	-	-	0%
Reunification with friends/family in another Maine town*	-	-	-	1	-	-	-	-	-	-	-	-	1	0%
Reunification with friends/family in another state*	8	5	3	4	5	3	6	4	4	1	2	3	48	21%

FAMILY SHELTER PERMANENT AND TRANSITIONAL HOUSING PLACEMENT DATA

■ 2017



	Jan	Feb	Mar	Apr	May	Jun	Jul	Aug	Sep	Oct	Nov	Dec	TOTAL	100%
TOTAL HOUSING PLACEMENTS	16	15	6	11	6	12	9	17	9	5	21	13	140	100%
Portland	8	7	3	6	4	6	4	9	6	3	10	7	73	52%
Auburn	-	-	-	-	-	-	-	-	-	-	-	-	-	0%
Augusta	-	-	-	1	-	1	-	-	-	-	-	-	2	1%
Biddeford	-	4	-	-	-	1	1	1	-	-	-	-	7	5%
Gorham	-	-	-	-	-	-	-	-	-	-	-	-	-	0%
Lewiston	1	-	1	-	-	1	-	-	-	-	-	-	3	2%
Lyman	-	-	-	-	-	-	-	-	-	-	-	-	-	0%
Mexico	-	-	-	-	-	-	-	-	-	-	-	-	-	0%
Old Orchard Beach	-	-	-	-	-	-	-	-	-	-	-	-	-	0%
Rumford	-	-	-	-	-	-	-	-	-	-	-	-	-	0%
South Portland	-	1	-	-	-	-	-	-	-	1	2	2	6	4%
Westbrook	5	2	2	2	2	2	4	4	3	1	8	3	38	27%
Yarmouth	-	1	-	-	-	-	-	-	-	-	-	-	1	1%
Other Maine Town	1	-	-	1	-	-	-	-	-	-	-	1	3	2%
Out of State	1	-	-	1	-	1	-	3	-	-	1	-	7	5%