

PORTLAND HOMELESS SHELTERS

Average Total Number of Individuals Residing in Shelters per Night:

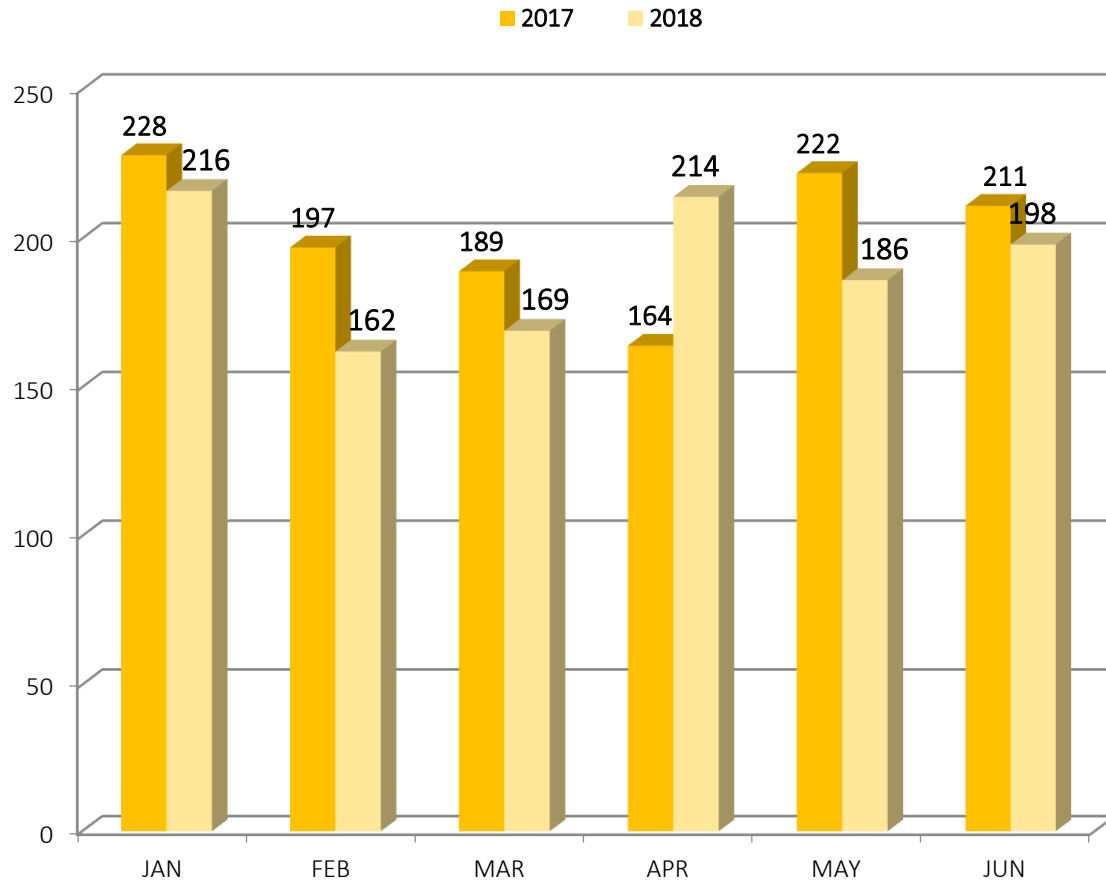
	June 2017	June 2018
ADOLESCENTS	19 Individuals	15 Individuals
FAMILIES	140 Individuals 37 Average Families	199 Individuals 62 Average Families
ADULTS	286 Individuals	280 Individuals
Total	445 Individuals	494 Individuals

30 Days in the Month of June

OXFORD STREET SHELTER
JUNE 2018
Intakes by Residency

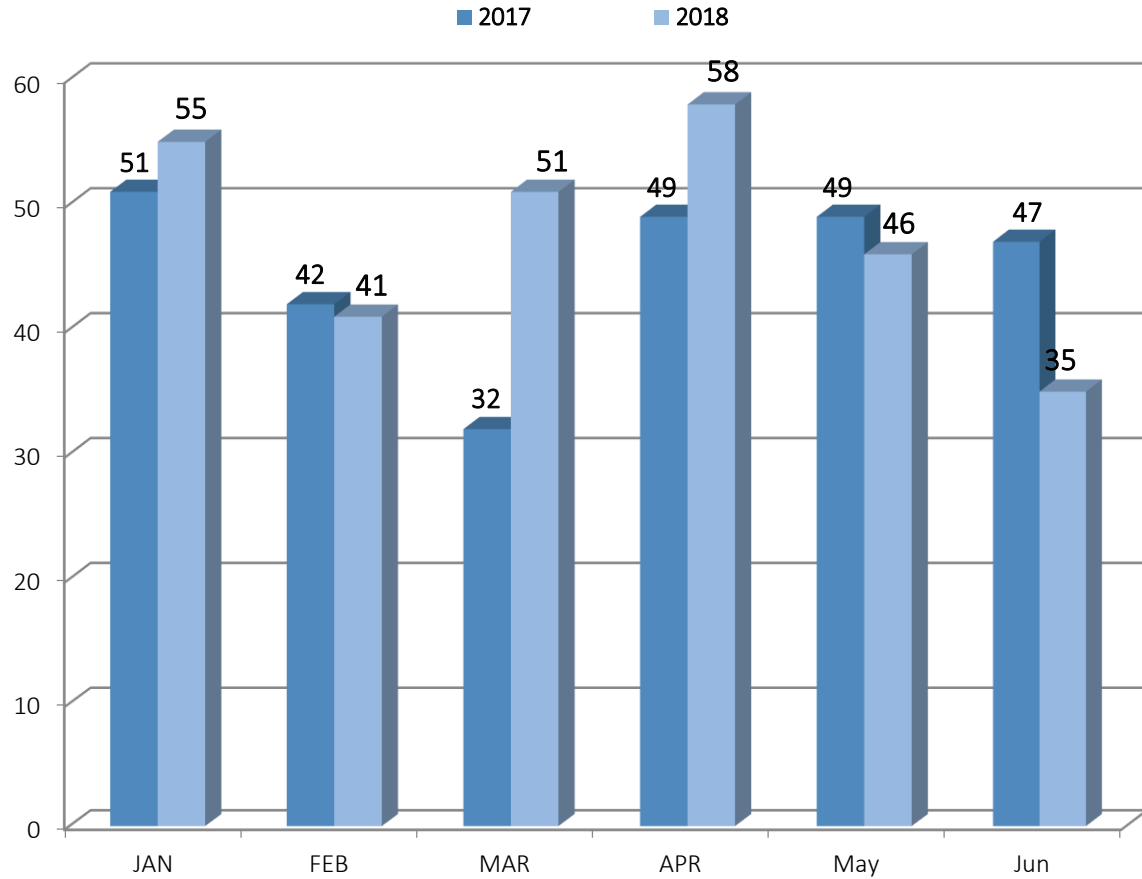
MAINE TOWN					NH/OUT-OF-STATE NY					OUT-OF-COUNTRY	
Alfred	1	Hallowell	1	South Portland	3	AZ	2	NH	5	Angola	4
Augusta	1	Hiram	1	Warren	1	CO	1	NY	2		
Bangor	1	Holton	1	Washington	1	DC	2	RI	1		
Biddeford	6	Lewiston	1	Waterville	1	FL	3	TX	4		
Brewer	1	Lyman	1	Westbrook	9	IA	1	VA	2		
Brunswick	1	Milo	1	Windham	1	IL	1	WA	1		
Cumberland	1	Old Orchard Beach	3	Wiscasset	1	IN	1	WV	1		
Dayton	1	Phippsburg ME	1			KS	1				
Freeport	1	Saco	2			LA	1				
Gorham	1	Scarborough	1			MA	10				
Gray	2	Skowhegan	1			NC	2				
MAINE TOWN:	54	OUT-OF-STATE:	41	OUT-OF-COUNTRY:	4	PORTLAND:	47	Unknown:	6	TOTAL:	152

PORTLAND, CITY-WIDE JUNE 2018 SHELTER INTAKES BY MONTH



	INTAKES
Through These Doors	3/5
Family Shelter	14/48
Joe Kreisler	13
Milestone	2
Oxford Street (Men)	109
Oxford Street (Women)	43
Florence House	14
TOTAL	198

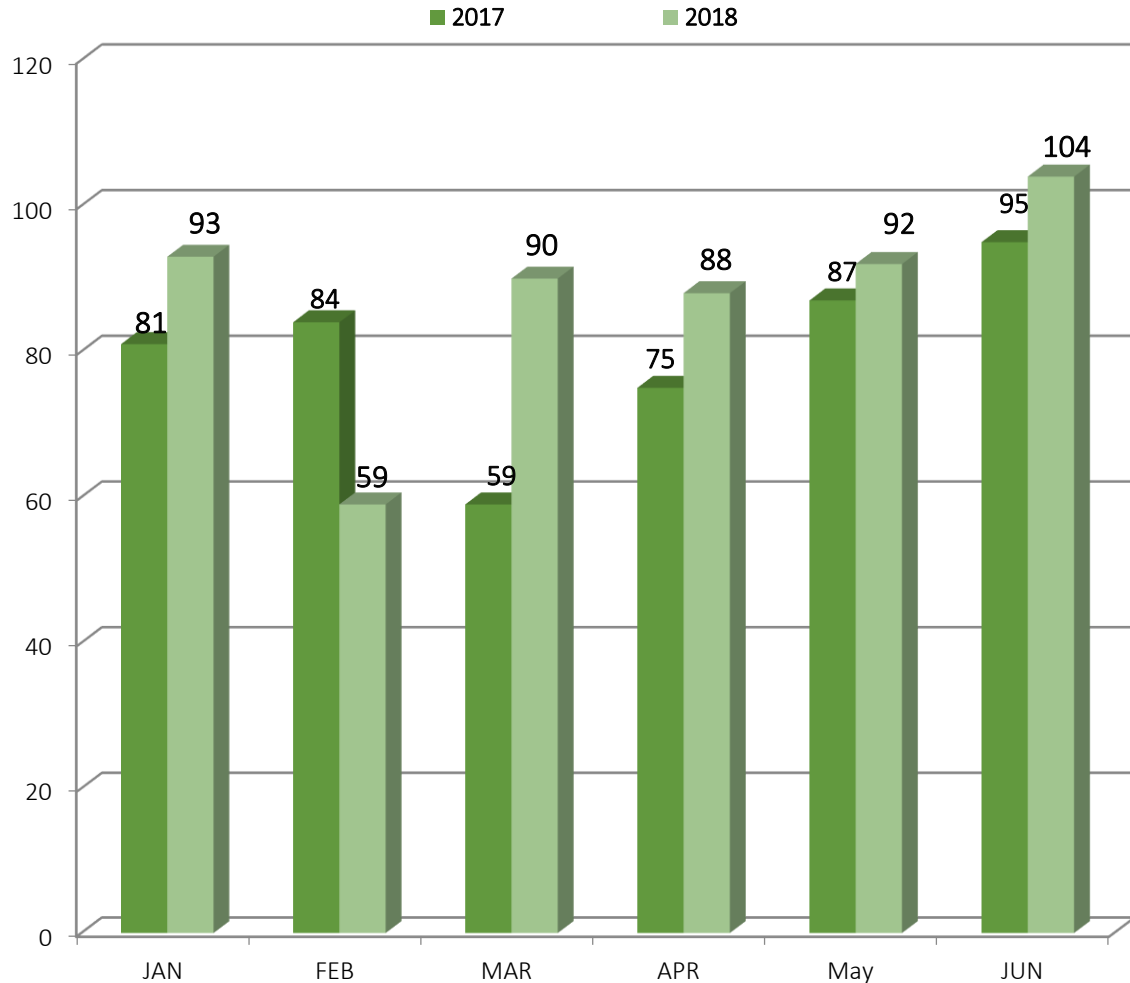
PORTLAND, CITY-WIDE JUNE 2018 HOUSING PLACEMENTS BY MONTH



*Starting November, 2013, Oxford Street Shelter shifted prioritization of housing placements to their 30 longest-term stayers.

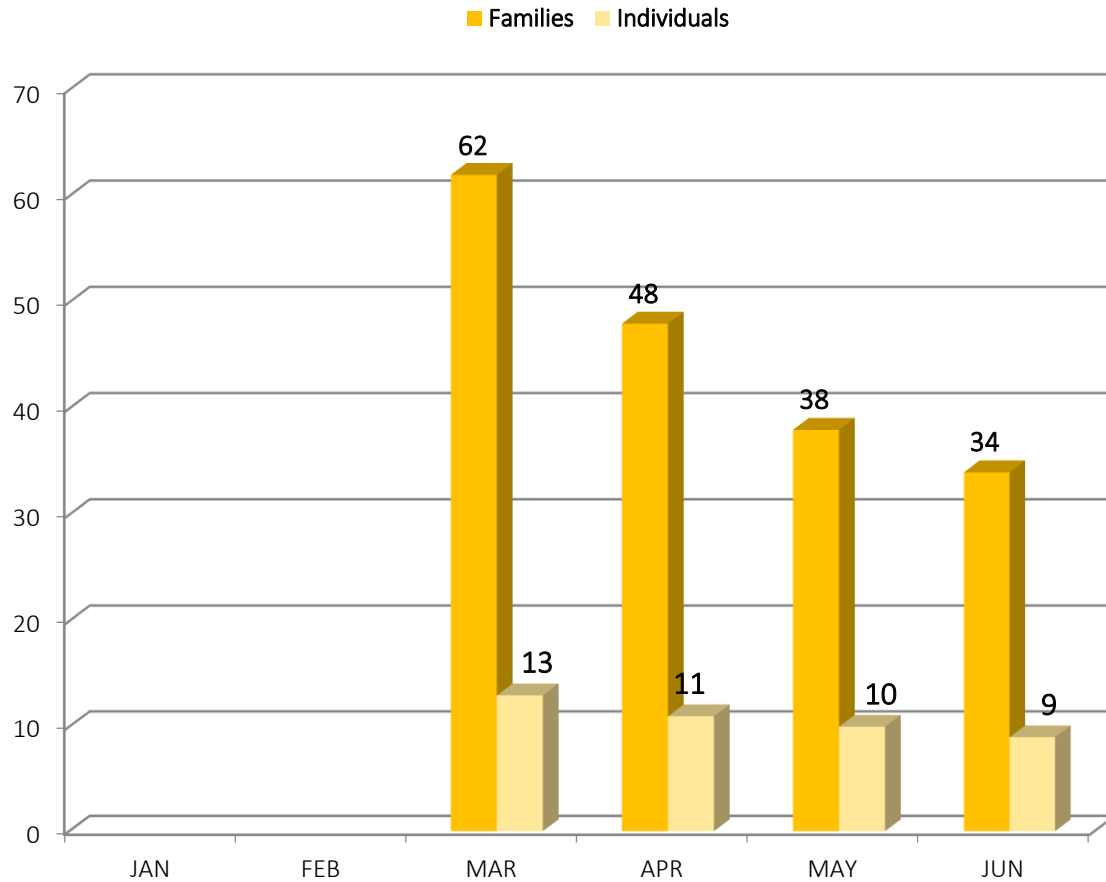
	TOTAL HOUSING PLACEMENTS	TRANSITIONAL	PERMANENT
Through These Doors	1/4	0	1/4
Family Shelter	13/54	0	13/54
Joe Kreisler	4	1	3
Milestone	0	0	0
Oxford Street (Men)	13	0	13
Oxford Street (Women)	3	0	13
Florence House	1	0	1
TOTAL	35	1	34

PORTLAND, CITY-WIDE JUNE 2018 1st TIME HOMELESSNESS STATISTICS (BASED ON SELF-REPORTING)



1 ST TIME HOMELESSNESS STATISTICS % OF ALL INTAKES (BASED ON SELF-REPORTING)	1 st Time Homeless Intakes	% of Total First Time Homeless Intakes
Through These Doors	2/4	4%
Family Shelter	13/45	43%
Joe Kreisler	6	6%
Milestone	0	0%
Oxford Street (Men)	29	28%
Oxford Street (Women)	14	13%
Florence House	6	6%
TOTAL	104	100%

PORTLAND, CITY-WIDE JUNE 2018 WARMING CENTER STATISTICS BY MONTH



Warming Center Location	Nights Used
Family Shelter only	11
Salvation Army only	19
FS & SA	
FS & Yarmouth	
FS & Preble	
FS & GA	

Date	Families	Individuals
1	11	43
2	11	43
3	13	50
4	13	50
5	13	50
6	13	50
7	11	43
8	11	43
9	10	40
10	10	40
11	9	36
12	9	35
13	8	30
14	8	30
15	4	15
16	5	19
17	5	19
18	7	24
19	7	25
20	6	20
21	6	20
22	7	29
23	7	29
24	7	29
25	7	30
26	9	33
27	8	32
28	8	32
29	10	40
30	10	40

PORTLAND, CITY-WIDE JUNE 2018 SHELTER COUNT BY NIGHT

On June 25:

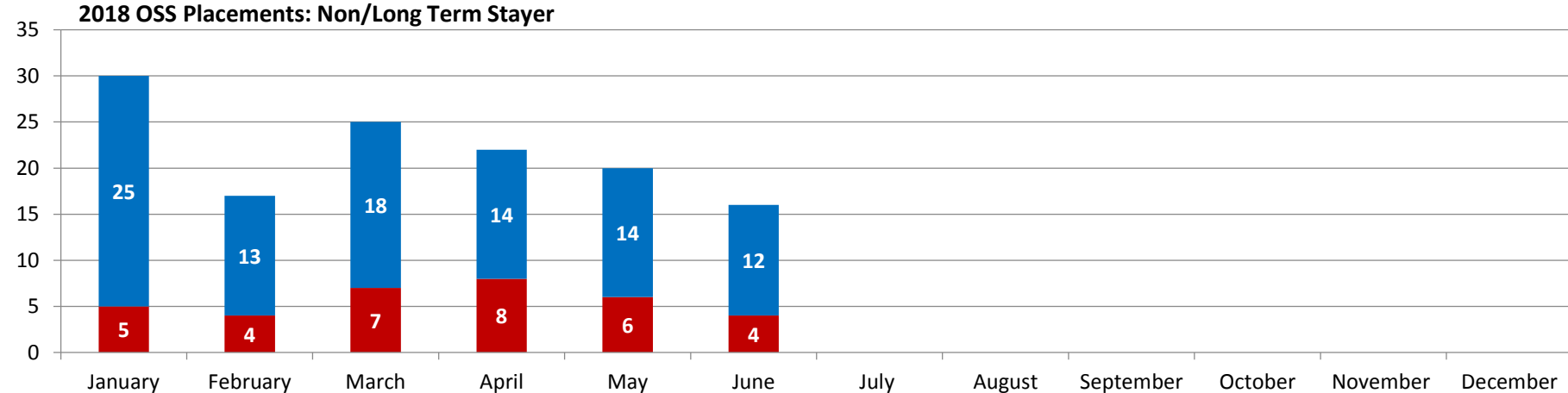
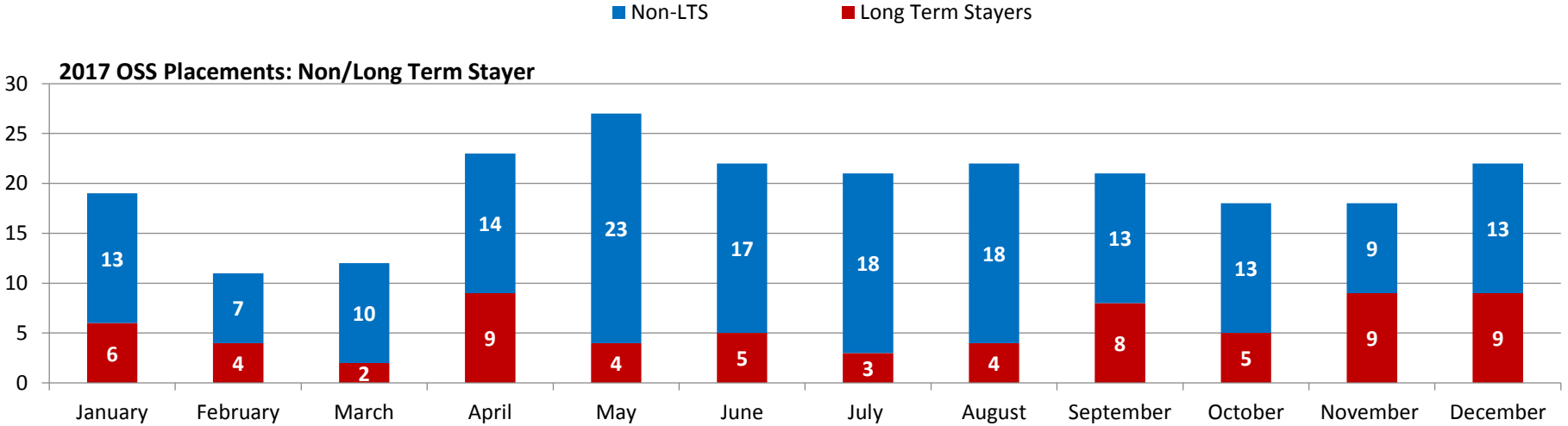
528 individuals

(including families)

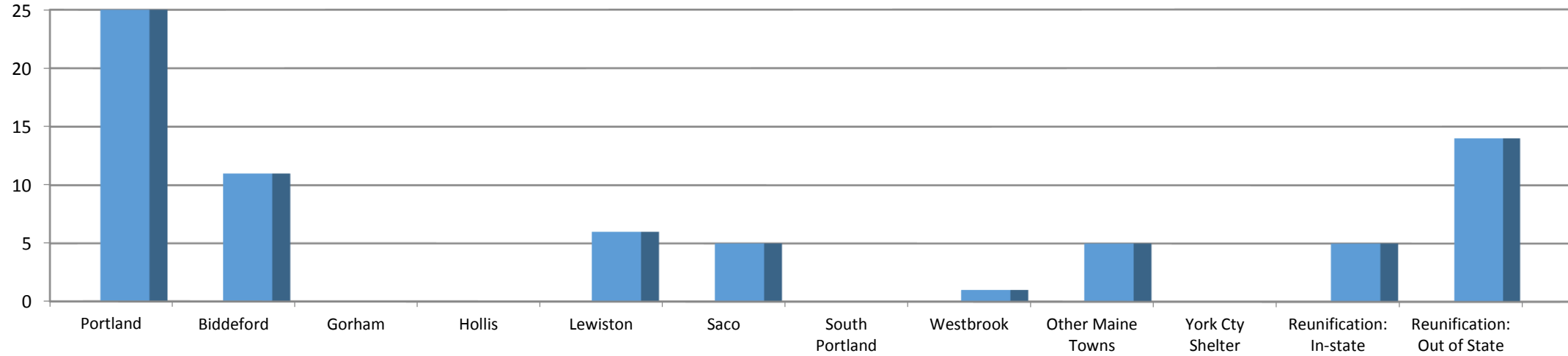
were utilizing shelter services in
Portland

Calendar Day	Family Crisis	Family Shelter	Florence House	Joe Kreisler	Milestone	OSS Beds	OSS Chairs	Total Bed Nights
1	16	194	38	16	39	172	0	475
2	16	194	40	16	42	173	0	481
3	16	201	37	18	44	189	0	505
4	16	201	40	13	43	212	0	525
5	12	201	38	14	44	212	0	521
6	16	201	40	13	41	212	0	523
7	16	192	40	12	39	206	0	505
8	16	190	40	13	38	186	0	483
9	16	187	40	14	40	175	0	472
10	16	187	40	15	43	191	0	492
11	16	183	40	19	43	204	0	505
12	16	182	40	15	41	209	0	503
13	16	180	40	18	43	211	0	508
14	16	182	39	16	44	207	0	504
15	16	162	40	14	44	172	0	448
16	16	166	37	12	36	189	0	456
17	16	167	39	14	42	197	0	475
18	16	172	40	15	41	219	0	503
19	16	175	40	16	37	193	0	477
20	16	171	40	17	39	202	0	485
21	16	171	41	14	47	202	0	491
22	16	180	40	20	43	201	0	500
23	16	180	40	13	45	222	0	516
24	16	180	40	13	42	218	0	509
25	16	181	40	22	47	222	0	528
26	16	182	41	18	43	208	0	508
27	16	183	39	11	40	205	0	494
28	16	183	38	16	42	211	0	506
29	16	191	40	12	35	184	0	478
30	16	189	42	10	37	177	0	471
Total*	476	5,508	1,189	449	1,244	5,981	0	14,847
Avg/night*	16	184	40	15	41	199	0	495
Highest*	16	201	42	22	47	222	0	528
Lowest*	12	162	37	10	35	172	0	448

OXFORD STREET SHELTER & COMMUNITY OVERFLOW HOUSING PLACEMENT DATA



OXFORD STREET SHELTER & COMMUNITY OVERFLOW PERMANENT AND TRANSITIONAL 2018 HOUSING PLACEMENT DATA



	Jan	Feb	Mar	Apr	May	Jun	Jul	Aug	Sep	Oct	Nov	Dec	TOTAL	%
TOTAL HOUSING PLACEMENTS	30	17	25	22	20	16	-	-	-	-	-	-	130	100%
Portland	9	4	12	14	12	10	-	-	-	-	-	-	61	47%
Biddeford	6	3	2	-	-	-	-	-	-	-	-	-	11	8%
Gorham	-	-	-	-	-	-	-	-	-	-	-	-	0	0%
Hollis	-	-	-	-	-	-	-	-	-	-	-	-	0	0%
Lewiston	1	3	2	1	3	-	-	-	-	-	-	-	10	8%
Saco	-	4	1	-	-	-	-	-	-	-	-	-	5	4%
South Portland	-	-	-	-	-	-	-	-	-	-	-	-	0	0%
Westbrook	1	-	-	1	-	-	-	-	-	-	-	-	2	2%
Other Maine Towns	1	-	4	2	2	3	-	-	-	-	-	-	12	9%
York County Shelter	-	-	-	-	-	-	-	-	-	-	-	-	0	
Reunification with friends/family in another Maine town*	4	1	-	-	-	-	-	-	-	-	-	-	5	4%
Reunification with friends/family in another state*	8	2	4	4	3	3	-	-	-	-	-	-	24	18%

